

Autodromo do Estoril
International GT Open
FP 3 Only Bronze Drivers

Results

28/04/2017

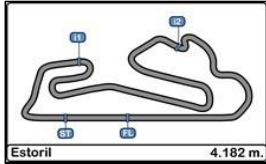
Ord.	Nº	Entrant / Team	Nat.	Driver	Nat.	St.	Driver 2	Nat.	St.	Vehicle	Cat.	Cl.	Laps	Best	Time	Gap	Interval	Km/h
1	555	FFF Racing Team by ACM	CHN	Hiroshi Hamaguchi	JPN	Bronze	Vitantonio Liuzzi	ITA	Platinum	Lamborghini Huracan GT3	PROAM	1º	15	14	1'38.941			152.163
2	16	Drivex School	ESP	Marcelo Hahn	BRA	Bronze	Allam Khodair	BRA	Gold	Mercedes AMG GT3	PROAM	2º	21	17	1'39.631	0"690	0"690	151.110
3	22	Shaun Balfe / Balfe Motorsport	GBR	Shaun Balfe	GBR	Bronze	Rob Bell	GBR	Platinum	McLaren 650 S GT3 2015	PROAM	3º	17	11	1'39.941	1"000	0"310	150.641
4	24	Garage 59	GBR	Michael Benham	GBR	Bronze	Duncan Tappy	GBR	Gold	McLaren 650 S GT3 2015	PROAM	4º	21	9	1'40.073	1"132	0"132	150.442
5	10	Jordan Racing	GBR	Jordan Witt	GBR	Bronze	Michael Meadows	GBR	Bronze	Bentley GT3	PROAM	5º	11	3	1'40.429	1"488	0"356	149.909
6	88	Garage 59	GBR	Alexander West	SWE	Bronze	Côme Ledogar	FRA	Platinum	McLaren 650 S GT3 2015	PROAM	6º	22	19	1'40.794	1"853	0"365	149.366
7	74	MS Racing	AUT	Alexander Hrachowina	AUT	Bronze	Martin Konrad	AUT	Bronze	Mercedes AMG GT3	AM	1º	10	7	1'41.820	2"879	1"026	147.861
8	20	SPS Automotive Performance	DEU	Valentin Pierburg	DEU		Tom Onslow-Cole	GBR	Gold	Mercedes AMG GT3	PROAM	7º	13	11	1'42.247	3"306	0"427	147.243
9	12	Sports and You	PRT	Marcio Basso	BRA	Bronze	Nonô Figueiredo	BRA	Gold	Mercedes AMG GT3	PROAM	8º	12	10	1'42.463	3"522	0"216	146.933
10	62	RACE / BMW Team Teo Martin	ESP	Filipe Barreiros	PRT	Bronze	Jose Francisco Guedes	PRT	Bronze	BMW M6 GT3	AM	2º	18	6	1'43.394	4"453	0"931	145.610
11	99	Sports and You	PRT	António Coimbra	PRT	Bronze	Luis Silva	PRT	Bronze	Mercedes AMG GT3	AM	3º	8	6	1'44.012	5"071	0"618	144.745
12	25	FF Corse	GBR	Ivor Dunbar	GBR	Bronze	Johnny Mowlem	GBR	Gold	Ferrari 488 GT3	PROAM	9º	18	18	1'44.141	5"200	0"129	144.566

Published at:.....

Track Status **DRY**

Stewards: 	Race Director: 	Timekeeper: 
----------------------	---------------------------	-------------------------------------------------------------------------------------------------------------



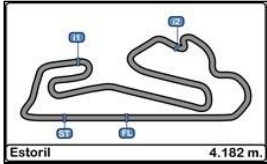


**Autodromo do Estoril
International GT Open
FP 3 Only Bronze Drivers**

LAP ANALYSIS

28/04/2017

Number	10			12			16			20			22			
	Lap	Lap Time	Partial	Speed	Lap Time	Partial	Speed	Lap Time	Partial	Speed	Lap Time	Partial	Speed	Lap Time	Partial	Speed
1 ^a - 1	0'20.372	0'20.372		260.870	0'21.482	0'21.482	253.522	0'20.665	0'20.665	254.718	0'20.713	0'20.713	255.925	0'23.022	0'23.022	217.304
1 ^a - 2	1'09.304	0'48.932			1'12.883	0'51.401		1'09.963	0'49.298		1'10.394	0'49.681		1'13.692	0'50.670	
1 ^a - 3	1'41.041	0'31.737			1'46.286	0'33.403		1'41.662	0'31.699		1'42.865	0'32.471		1'53.847	0'40.155	PIT
2 ^a - 1	0'20.069	0'20.069		262.136	0'21.530	0'21.530	255.320	0'20.601	0'20.601	256.533	0'20.639	0'20.639	257.143	2'54.968	2'54.968	
2 ^a - 2	1'08.963	0'48.894			1'12.395	0'50.865		1'09.774	0'49.173		1'10.517	0'49.878		3'46.018	0'51.050	
2 ^a - 3	1'40.429	0'31.466			1'45.154	0'32.759		1'41.276	0'31.502		1'43.075	0'32.558		4'18.354	0'32.336	
3 ^a - 1	0'20.110	0'20.110		260.870	0'21.417	0'21.417	253.522	0'20.543	0'20.543	255.925	0'20.521	0'20.521	257.143	0'20.682	0'20.682	259.616
3 ^a - 2	1'09.877	0'49.767			1'12.899	0'51.482		1'09.833	0'49.290		1'10.361	0'49.840		1'10.724	0'50.042	
3 ^a - 3	1'42.923	0'33.046			1'45.746	0'32.847		1'41.496	0'31.663		1'42.881	0'32.520		1'42.916	0'32.192	
4 ^a - 1	0'20.319	0'20.319		256.533	0'21.390	0'21.390	258.374	0'20.837	0'20.837	258.374	0'20.719	0'20.719	257.143	0'20.443	0'20.443	260.241
4 ^a - 2	1'09.455	0'49.136			1'12.377	0'50.987		1'10.280	0'49.443		1'11.746	0'51.027		1'10.241	0'49.798	
4 ^a - 3	1'40.970	0'31.515			1'45.157	0'32.780		1'41.656	0'31.376		1'44.114	0'32.368		1'42.419	0'32.178	
5 ^a - 1	0'20.264	0'20.264		262.774	0'21.149	0'21.149	256.533	0'20.382	0'20.382	258.374	0'20.597	0'20.597	258.993	0'20.684	0'20.684	258.993
5 ^a - 2	1'09.392	0'49.128			1'12.052	0'50.903		1'09.701	0'49.319		1'10.555	0'49.958		1'10.429	0'49.745	
5 ^a - 3	1'47.876	0'38.484	PIT		1'44.939	0'32.887		1'41.185	0'31.484		1'47.429	0'36.874	PIT	1'49.769	0'39.340	PIT
6 ^a - 1	7'00.868	7'00.868			0'22.110	0'22.110	219.960	0'20.406	0'20.406	258.374	14'25.216	14'25.216		1'17.873	1'17.873	
6 ^a - 2	7'50.525	0'49.657			1'13.414	0'51.304		1'09.201	0'48.795		15'15.617	0'50.401		2'08.892	0'51.019	
6 ^a - 3	8'22.587	0'32.062			1'55.316	0'41.902	PIT	1'40.865	0'31.664		15'48.315	0'32.698		2'40.931	0'32.039	
7 ^a - 1	0'20.219	0'20.219		260.870	4'53.862	4'53.862		0'20.592	0'20.592	257.757	0'20.636	0'20.636	254.717	0'20.339	0'20.339	259.616
7 ^a - 2	1'09.029	0'48.810			5'48.238	0'54.376		1'09.885	0'49.293		1'10.530	0'49.894		1'09.093	0'48.754	
7 ^a - 3	1'40.615	0'31.586			6'21.628	0'33.390		1'41.563	0'31.678		1'42.648	0'32.118		1'40.525	0'31.432	
8 ^a - 1	0'20.165	0'20.165		262.136	0'21.087	0'21.087	255.320	0'20.462	0'20.462	258.993	0'20.643	0'20.643	256.533	0'20.121	0'20.121	260.870
8 ^a - 2	1'09.033	0'48.868			1'11.297	0'50.210		1'11.902	0'51.440		1'10.401	0'49.758		1'08.627	0'48.506	
8 ^a - 3	1'40.751	0'31.718			1'43.278	0'31.981		1'50.360	0'38.458	PIT	1'42.458	0'32.057		1'39.975	0'31.348	
9 ^a - 1	0'20.497	0'20.497		262.774	0'20.922	0'20.922	255.320	5'06.125	5'06.125		0'20.685	0'20.685	256.533	0'20.050	0'20.050	260.241
9 ^a - 2	1'12.642	0'52.145			1'10.409	0'49.487		5'56.081	0'49.956		1'10.080	0'49.395		1'08.754	0'48.704	
9 ^a - 3	1'44.288	0'31.646			1'42.463	0'32.054		6'28.078	0'31.997		1'42.865	0'32.785		1'40.152	0'31.398	
10 ^a - 1	0'20.112	0'20.112		262.774	0'20.979	0'20.979	255.925	0'20.627	0'20.627	257.143	0'20.463	0'20.463	256.533	0'20.072	0'20.072	260.241
10 ^a - 2	1'14.607	0'54.495			1'10.587	0'49.608		1'10.000	0'49.373		1'09.925	0'49.462		1'08.553	0'48.481	
10 ^a - 3	1'59.224	0'44.617	PIT		1'42.655	0'32.068		1'43.307	0'33.307		1'42.247	0'32.322		1'39.941	0'31.388	
11 ^a - 1					0'24.043	0'24.043	229.788	0'20.861	0'20.861	251.749	0'20.495	0'20.495	257.143	0'20.006	0'20.006	260.241
11 ^a - 2					1'18.186	0'54.143		1'10.508	0'49.647		1'10.335	0'49.840		1'08.567	0'48.561	
11 ^a - 3					1'59.651	0'41.465	PIT	1'42.020	0'31.512		1'42.782	0'32.447		1'40.140	0'31.573	
12 ^a - 1								0'20.878	0'20.878	259.616	0'20.539	0'20.539	256.533	0'22.122	0'22.122	225.470
12 ^a - 2								1'10.107	0'49.229		1'10.175	0'49.636		1'13.796	0'51.674	
12 ^a - 3								1'42.170	0'32.063		1'47.067	0'36.892	PIT	1'55.073	0'41.277	PIT
13 ^a - 1								0'20.500	0'20.500	255.925				2'17.095	2'17.095	
13 ^a - 2								1'09.941	0'49.441					3'07.914	0'50.819	
13 ^a - 3								1'41.619	0'31.678					3'40.021	0'32.107	
14 ^a - 1								0'20.370	0'20.370	257.143				0'20.319	0'20.319	258.374
14 ^a - 2								1'09.430	0'49.060					1'08.958	0'48.639	
14 ^a - 3								1'46.681	0'37.251	PIT				1'40.492	0'31.534	
15 ^a - 1								1'28.109	1'28.109					0'20.131	0'20.131	260.241
15 ^a - 2								2'16.774	0'48.665					1'08.552	0'48.421	
15 ^a - 3								2'48.047	0'31.273					1'39.999	0'31.447	
16 ^a - 1								0'20.087	0'20.087	258.993				0'22.578	0'22.578	244.344
16 ^a - 2								1'08.317	0'48.230					1'17.972	0'55.394	
16 ^a - 3								1'39.631	0'31.314					2'01.123	0'43.151	PIT
17 ^a - 1								0'20.337	0'20.337	258.374						
17 ^a - 2								1'08.635	0'48.298							
17 ^a - 3								1'39.689	0'31.054							
18 ^a - 1								0'20.143	0'20.143	260.241						
18 ^a - 2								1'08.691	0'48.548							
18 ^a - 3								1'40.010	0'31.319							
19 ^a - 1								0'20.037	0'20.037	258.993						
19 ^a - 2								1'08.450	0'48.413							
19 ^a - 3								1'39.688	0'31.238							
20 ^a - 1								0'20.296	0'20.296	258.993						
20 ^a - 2								1'09.351	0'49.055							
20 ^a - 3								1'47.243	0'37.892	PIT						
21 ^a - 1																
21 ^a - 2																
21 ^a - 3																



**Autodromo do Estoril
International GT Open
FP 3 Only Bronze Drivers**

LAP ANALYSIS

28/04/2017

Number	10			12			16			20			22		
Lap	Lap Time	Partial	Speed	Lap Time	Partial	Speed	Lap Time	Partial	Speed	Lap Time	Partial	Speed	Lap Time	Partial	Speed

Ideal Lap	
0'20.069	0'20.069
1'08.879	0'48.810
1'40.345	0'31.466

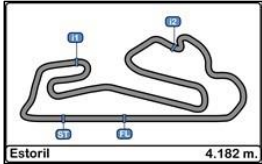
Ideal Lap	
0'20.922	0'20.922
1'10.409	0'49.487
1'42.390	0'31.981

Ideal Lap	
0'20.037	0'20.037
1'08.267	0'48.230
1'39.321	0'31.054

Ideal Lap	
0'20.463	0'20.463
1'09.858	0'49.395
1'41.915	0'32.057

Ideal Lap	
0'20.006	0'20.006
1'08.427	0'48.421
1'39.775	0'31.348

Ideal Best Lap	
0'19.772	0'19.772
1'07.739	0'47.967
1'38.675	0'30.936

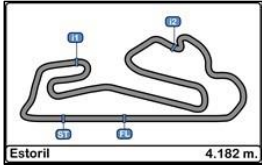


**Autodromo do Estoril
International GT Open
FP 3 Only Bronze Drivers**

LAP ANALYSIS

28/04/2017

Number	24			25			55			62			74			
	Lap	Lap Time	Partial	Speed	Lap Time	Partial	Speed	Lap Time	Partial	Speed	Lap Time	Partial	Speed	Lap Time	Partial	Speed
1 ^a - 1	0'20.729	0'20.729		257.143	0'21.774	0'21.774	254.717				0'21.481	0'21.481	249.423	0'24.514	0'24.514	196.364
1 ^a - 2	1'10.850	0'50.121			1'15.043	0'53.269					1'12.867	0'51.386		1'21.463	0'56.949	
1 ^a - 3	1'43.205	0'32.355			1'50.491	0'35.448					1'45.346	0'32.479		1'56.467	0'35.004	
2 ^a - 1	0'20.515	0'20.515		258.993	0'21.408	0'21.408	252.928				0'20.835	0'20.835	255.925	0'23.977	0'23.977	200.001
2 ^a - 2	1'11.040	0'50.525			1'14.591	0'53.183					1'11.515	0'50.680		1'15.090	0'51.113	
2 ^a - 3	1'43.318	0'32.278			1'48.558	0'33.967					1'52.352	0'40.837	PIT	1'55.637	0'40.547	PIT
3 ^a - 1	0'21.120	0'21.120		254.118	0'21.104	0'21.104	256.533				6'46.923	6'46.923		3'57.783	3'57.783	
3 ^a - 2	1'11.106	0'49.986			1'12.763	0'51.659					7'38.548	0'51.625		4'48.690	0'50.907	
3 ^a - 3	1'43.246	0'32.140			1'46.200	0'33.437					8'12.291	0'33.743		5'21.024	0'32.334	
4 ^a - 1	0'20.623	0'20.623		257.757	0'21.349	0'21.349	257.143				0'20.985	0'20.985	255.320	0'20.568	0'20.568	255.320
4 ^a - 2	1'10.843	0'50.220			1'13.607	0'52.258					1'11.505	0'50.520		1'10.359	0'49.791	
4 ^a - 3	1'47.358	0'36.515	PIT		1'47.173	0'33.566					1'43.782	0'32.277		1'42.072	0'31.713	
5 ^a - 1	3'01.031	3'01.031			0'21.119	0'21.119	257.143				0'20.663	0'20.663	256.533	0'20.566	0'20.566	255.320
5 ^a - 2	3'52.770	0'51.739			1'13.017	0'51.898					1'11.065	0'50.402		1'10.287	0'49.721	
5 ^a - 3	4'25.352	0'32.582			1'46.015	0'32.998					1'43.394	0'32.329		1'42.106	0'31.819	
6 ^a - 1	0'20.482	0'20.482		257.757	0'22.778	0'22.778	254.118				0'21.006	0'21.006	255.925	0'20.472	0'20.472	256.533
6 ^a - 2	1'09.311	0'48.829			1'15.608	0'52.830					1'11.781	0'50.775		1'09.837	0'49.365	
6 ^a - 3	1'40.825	0'31.514			1'57.672	0'42.064	PIT				1'52.215	0'40.434	PIT	1'41.820	0'31.983	
7 ^a - 1	0'20.230	0'20.230		259.616	4'10.572	4'10.572					3'30.128	3'30.128		0'20.594	0'20.594	255.925
7 ^a - 2	1'09.051	0'48.821			5'02.712	0'52.140					4'22.698	0'52.570		1'10.149	0'49.555	
7 ^a - 3	1'40.747	0'31.696			5'36.271	0'33.559					4'56.154	0'33.456		1'41.961	0'31.812	
8 ^a - 1	0'20.021	0'20.021		258.993	0'21.419	0'21.419	255.925				0'21.697	0'21.697	252.337	0'20.627	0'20.627	256.533
8 ^a - 2	1'08.763	0'48.742			1'13.287	0'51.868					1'14.092	0'52.395		1'10.171	0'49.544	
8 ^a - 3	1'40.073	0'31.310			1'46.842	0'33.555					1'47.347	0'33.255		1'42.069	0'31.898	
9 ^a - 1	0'20.290	0'20.290		258.993	0'20.959	0'20.959	255.925				0'21.258	0'21.258	255.925	0'20.977	0'20.977	255.925
9 ^a - 2	1'09.064	0'48.774			1'12.926	0'51.967					1'14.094	0'52.836		1'12.070	0'51.093	
9 ^a - 3	1'40.540	0'31.476			1'46.310	0'33.384					1'47.098	0'33.004		1'49.604	0'37.534	PIT
10 ^a - 1	0'20.407	0'20.407		256.533	0'21.080	0'21.080	256.533				0'21.158	0'21.158	257.143			
10 ^a - 2	1'09.418	0'49.011			1'13.198	0'52.118					1'13.089	0'51.931				
10 ^a - 3	1'40.779	0'31.361			1'47.934	0'34.736					1'46.318	0'33.229				
11 ^a - 1	0'20.561	0'20.561		258.374	0'21.984	0'21.984	254.118				0'20.897	0'20.897	255.320			
11 ^a - 2	1'09.811	0'49.250			1'14.636	0'52.652					1'12.527	0'51.630				
11 ^a - 3	1'46.064	0'36.253	PIT		1'57.131	0'42.495	PIT				1'45.842	0'33.315				
12 ^a - 1	4'09.127	4'09.127			1'33.312	1'33.312					0'21.115	0'21.115	254.118			
12 ^a - 2	4'58.825	0'49.698			2'27.776	0'54.464					1'12.919	0'51.804				
12 ^a - 3	5'30.490	0'31.665			3'03.175	0'35.399					1'46.113	0'33.194				
13 ^a - 1	0'20.638	0'20.638		256.533	0'21.792	0'21.792	254.717				0'21.249	0'21.249	256.533			
13 ^a - 2	1'09.868	0'49.230			1'15.184	0'53.392					1'12.970	0'51.721				
13 ^a - 3	1'41.614	0'31.746			1'48.974	0'33.790					1'46.162	0'33.192				
14 ^a - 1	0'20.603	0'20.603		255.320	0'21.801	0'21.801	254.717				0'21.180	0'21.180	255.925			
14 ^a - 2	1'10.308	0'49.705			1'13.625	0'51.824					1'12.822	0'51.642				
14 ^a - 3	1'42.140	0'31.832			1'46.872	0'33.247					1'46.025	0'33.203				
15 ^a - 1	0'20.607	0'20.607		256.533	0'21.188	0'21.188	255.320				0'21.182	0'21.182	255.320			
15 ^a - 2	1'10.049	0'49.442			1'12.349	0'51.161					1'12.918	0'51.736				
15 ^a - 3	1'42.330	0'32.281			1'45.728	0'33.379					1'46.102	0'33.184				
16 ^a - 1	0'20.576	0'20.576		256.533	0'21.166	0'21.166	256.533				0'20.911	0'20.911	256.533			
16 ^a - 2	1'09.842	0'49.266			1'13.468	0'52.302					1'12.530	0'51.619				
16 ^a - 3	1'41.953	0'32.111			1'46.718	0'33.250					1'45.629	0'33.099				
17 ^a - 1	0'20.536	0'20.536		257.143	0'20.694	0'20.694	256.533				0'24.492	0'24.492	200.001			
17 ^a - 2	1'09.911	0'49.375			1'11.557	0'50.863					1'26.184	1'01.692				
17 ^a - 3	1'42.001	0'32.090			1'44.141	0'32.584					2'10.872	0'44.688	PIT			
18 ^a - 1	0'20.426	0'20.426		257.757	0'21.195	0'21.195	257.143									
18 ^a - 2	1'09.761	0'49.335														
18 ^a - 3	1'41.535	0'31.774														
19 ^a - 1	0'20.673	0'20.673		257.757												
19 ^a - 2	1'10.260	0'49.587														
19 ^a - 3	1'42.069	0'31.809														
20 ^a - 1	0'21.103	0'21.103		257.757												
20 ^a - 2	1'10.841	0'49.738														
20 ^a - 3	1'47.347	0'36.506	PIT													
21 ^a - 1																
21 ^a - 2																
21 ^a - 3																



**Autodromo do Estoril
International GT Open
FP 3 Only Bronze Drivers**

LAP ANALYSIS

28/04/2017

Number	24			25			55			62			74		
Lap	Lap Time	Partial	Speed	Lap Time	Partial	Speed	Lap Time	Partial	Speed	Lap Time	Partial	Speed	Lap Time	Partial	Speed

Ideal Lap	
0'20.021	0'20.021
1'08.763	0'48.742
1'40.073	0'31.310

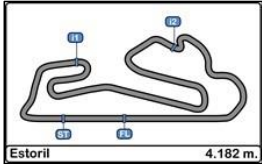
Ideal Lap	
0'20.694	0'20.694
1'11.557	0'50.863
1'44.141	0'32.584

Ideal Lap	

Ideal Lap	
0'20.663	0'20.663
1'11.065	0'50.402
1'43.342	0'32.277

Ideal Lap	
0'20.472	0'20.472
1'09.837	0'49.365
1'41.550	0'31.713

Ideal Best Lap	
0'19.772	0'19.772
1'07.739	0'47.967
1'38.675	0'30.936

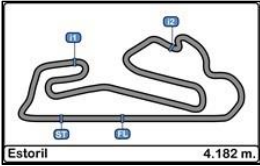


Autodromo do Estoril
International GT Open
FP 3 Only Bronze Drivers

LAP ANALYSIS

28/04/2017

Number	88			99			555		
	Lap Time	Partial	Speed	Lap Time	Partial	Speed	Lap Time	Partial	Speed
1 ^a - 1	0'21.452	0'21.452	257.757	0'26.649	0'26.649	218.624	0'20.640	0'20.640	255.320
1 ^a - 2	1'13.195	0'51.743		1'25.564	0'58.915		1'10.336	0'49.696	
1 ^a - 3	1'46.300	0'33.105		1'59.435	0'33.871		1'43.263	0'32.927	
2 ^a - 1	0'21.298	0'21.298	259.616	0'21.562	0'21.562	253.522	0'20.449	0'20.449	257.143
2 ^a - 2	1'12.192	0'50.894		1'13.014	0'51.452		1'09.941	0'49.492	
2 ^a - 3	1'45.190	0'32.998		1'45.836	0'32.822		1'41.701	0'31.760	
3 ^a - 1	0'21.306	0'21.306	257.757	0'21.191	0'21.191	255.925	0'20.237	0'20.237	257.757
3 ^a - 2	1'12.376	0'51.070		1'12.729	0'51.538		1'09.557	0'49.320	
3 ^a - 3	1'45.507	0'33.131		1'45.459	0'32.730		1'41.419	0'31.862	
4 ^a - 1	0'20.997	0'20.997	257.757	0'21.000	0'21.000	257.143	0'20.319	0'20.319	258.374
4 ^a - 2	1'12.052	0'51.055		2'12.486	1'51.486		1'09.432	0'49.113	
4 ^a - 3	1'45.167	0'33.115		2'45.506	0'33.020		1'41.045	0'31.613	
5 ^a - 1	0'21.221	0'21.221	257.143	0'20.573	0'20.573	258.993	0'20.007	0'20.007	259.616
5 ^a - 2	1'12.264	0'51.043		1'11.450	0'50.877		1'09.020	0'49.013	
5 ^a - 3	1'49.357	0'37.093	PIT	1'44.012	0'32.562		1'40.843	0'31.823	
6 ^a - 1	1'39.143	1'39.143		0'21.083	0'21.083	259.616	0'20.311	0'20.311	258.993
6 ^a - 2	2'31.485	0'52.342		1'13.600	0'52.517		1'16.365	0'56.054	
6 ^a - 3	3'05.358	0'33.873		1'47.023	0'33.423		1'56.677	0'40.312	PIT
7 ^a - 1	0'20.865	0'20.865	258.993	0'21.268	0'21.268	258.993	9'13.747	9'13.747	
7 ^a - 2	1'11.283	0'50.418		1'12.535	0'51.267		10'02.878	0'49.131	
7 ^a - 3	1'43.761	0'32.478		1'52.156	0'39.621	PIT	10'33.920	0'31.042	
8 ^a - 1	0'20.912	0'20.912	259.616				0'19.772	0'19.772	258.993
8 ^a - 2	1'11.460	0'50.548					1'08.116	0'48.344	
8 ^a - 3	1'44.203	0'32.743					1'39.524	0'31.408	
9 ^a - 1	0'20.946	0'20.946	260.241				0'19.940	0'19.940	259.616
9 ^a - 2	1'12.070	0'51.124					1'09.451	0'49.511	
9 ^a - 3	1'49.900	0'37.830	PIT				1'41.053	0'31.602	
10 ^a - 1	1'23.626	1'23.626					0'19.980	0'19.980	258.993
10 ^a - 2	2'17.472	0'53.846					1'12.871	0'52.891	
10 ^a - 3	2'50.107	0'32.635					1'45.284	0'32.413	
11 ^a - 1	0'20.459	0'20.459	258.993				0'19.973	0'19.973	257.757
11 ^a - 2	1'09.311	0'48.852					1'07.984	0'48.011	
11 ^a - 3	1'40.841	0'31.530					1'39.240	0'31.256	
12 ^a - 1	0'20.256	0'20.256	260.870				0'19.993	0'19.993	258.374
12 ^a - 2	1'09.327	0'49.071					1'08.052	0'48.059	
12 ^a - 3	1'40.902	0'31.575					1'39.236	0'31.184	
13 ^a - 1	0'20.475	0'20.475	258.993				0'20.038	0'20.038	258.993
13 ^a - 2	1'09.676	0'49.201					1'08.005	0'47.967	
13 ^a - 3	1'41.555	0'31.879					1'38.941	0'30.936	
14 ^a - 1	0'20.838	0'20.838	258.993				0'20.003	0'20.003	259.616
14 ^a - 2	1'10.376	0'49.538					1'08.490	0'48.487	
14 ^a - 3	1'47.107	0'36.731	PIT				1'53.509	0'45.019	PIT
15 ^a - 1	1'49.028	1'49.028							
15 ^a - 2	2'39.038	0'50.010							
15 ^a - 3	3'10.825	0'31.787							
16 ^a - 1	0'20.430	0'20.430	259.616						
16 ^a - 2	1'09.360	0'48.930							
16 ^a - 3	1'41.052	0'31.692							
17 ^a - 1	0'20.472	0'20.472	260.870						
17 ^a - 2	1'11.458	0'50.986							
17 ^a - 3	1'43.222	0'31.764							
18 ^a - 1	0'20.197	0'20.197	259.616						
18 ^a - 2	1'09.139	0'48.942							
18 ^a - 3	1'40.794	0'31.655							
19 ^a - 1	0'20.388	0'20.388	260.241						
19 ^a - 2	1'09.182	0'48.794							
19 ^a - 3	1'41.101	0'31.919							
20 ^a - 1	0'20.245	0'20.245	260.241						
20 ^a - 2	1'09.311	0'49.066							
20 ^a - 3	1'41.119	0'31.808							
21 ^a - 1	0'20.490	0'20.490	259.616						
21 ^a - 2	1'10.004	0'49.514							
21 ^a - 3	1'46.269	0'36.265	PIT						



**Autodromo do Estoril
International GT Open
FP 3 Only Bronze Drivers**

LAP ANALYSIS

28/04/2017

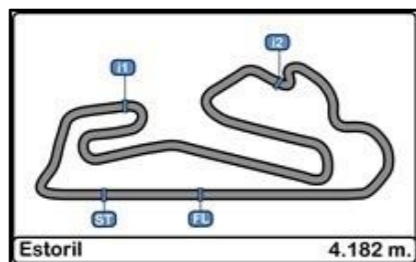
Number	88			99			555		
Lap	Lap Time	Partial	Speed	Lap Time	Partial	Speed	Lap Time	Partial	Speed

Ideal Lap	
0'20.197	0'20.197
1'08.991	0'48.794
1'40.521	0'31.530

Ideal Lap	
0'20.573	0'20.573
1'11.450	0'50.877
1'44.012	0'32.562

Ideal Lap	
0'19.772	0'19.772
1'07.739	0'47.967
1'38.675	0'30.936

Ideal Best Lap	
0'19.772	0'19.772
1'07.739	0'47.967
1'38.675	0'30.936

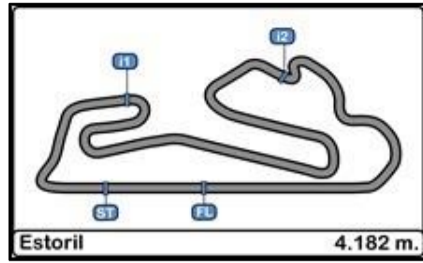


**Autodromo do Estoril
International GT Open
FP 3 Only Bronze Drivers**

Best Sectors Results

28/04/2017

Sector - 1				Sector - 2				Sector - 3				Ideal Lap vs Best Lap			
Ord.	Nº	Driver	Time	Nº	Driver	Time	Nº	Driver	Time	Ord.	Nº	Driver	Ideal Lap	Best Lap	Ord.
1	555	Hamaguchi - Liuzzi	19.772	555	Hamaguchi - Liuzzi	47.967	555	Hamaguchi - Liuzzi	30.936	1	555	Hamaguchi - Liuzzi	1'38.675	1'38.941	1
2	22	Balfe - Bell	20.006	16	Hahn - Khodair	48.230	16	Hahn - Khodair	31.054	2	16	Hahn - Khodair	1'39.321	1'39.631	2
3	24	Benham - Tappy	20.021	22	Balfe - Bell	48.421	24	Benham - Tappy	31.310	3	22	Balfe - Bell	1'39.775	1'39.941	3
4	16	Hahn - Khodair	20.037	24	Benham - Tappy	48.742	22	Balfe - Bell	31.348	4	24	Benham - Tappy	1'40.073	1'40.073	4
5	10	Witt - Meadows	20.069	88	West - Ledogar	48.794	10	Witt - Meadows	31.466	5	10	Witt - Meadows	1'40.345	1'40.429	5
6	88	West - Ledogar	20.197	10	Witt - Meadows	48.810	88	West - Ledogar	31.530	6	88	West - Ledogar	1'40.521	1'40.794	6
7	20	Pierburg - Onslow-Cole	20.463	74	Hrachowina - Konrad	49.365	74	Hrachowina - Konrad	31.713	7	74	Hrachowina - Konrad	1'41.550	1'41.820	7
8	74	Hrachowina - Konrad	20.472	20	Pierburg - Onslow-Cole	49.395	12	Basso - Figueiredo	31.981	8	20	Pierburg - Onslow-Cole	1'41.915	1'42.247	8
9	99	Coimbra - Silva	20.573	12	Basso - Figueiredo	49.487	20	Pierburg - Onslow-Cole	32.057	9	12	Basso - Figueiredo	1'42.390	1'42.463	9
10	62	Barreiros - Guedes	20.663	62	Barreiros - Guedes	50.402	62	Barreiros - Guedes	32.277	10	62	Barreiros - Guedes	1'43.342	1'43.394	10
11	25	Dunbar - Mowlem	20.694	25	Dunbar - Mowlem	50.863	99	Coimbra - Silva	32.562	11	99	Coimbra - Silva	1'44.012	1'44.012	11
12	12	Basso - Figueiredo	20.922	99	Coimbra - Silva	50.877	25	Dunbar - Mowlem	32.584	12	25	Dunbar - Mowlem	1'44.141	1'44.141	12
13	55	Farnbacher - Farnbacher Transponder		55	Farnbacher - Farnbacher Transponder		55	Farnbacher - Farnbacher Transponder		13	55	Farnbacher - Farnbacher Transponder			



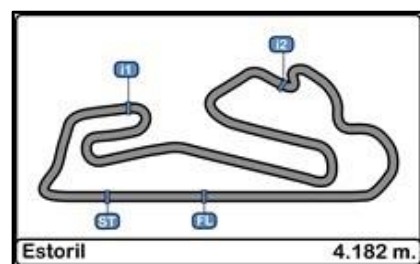
Autodromo do Estoril
International GT Open
FP 3 Only Bronze Drivers

Best Top Speeds

28/04/2017

Ord.	Nº	Entrant / Team	Nat.	Driver	Nat.	St.	Driver 2	Nat.	St.	Vehicle	Cat.	Cla.	Top 1		Top 2		Top 3		Top 4		Top 5		Avg.
													Km/h	Lap	Km/h	Lap	Km/h	Lap	Km/h	Lap	Km/h	Lap	
1	10	Jordan Racing	GBR	Jordan Witt	GBR	Bronze	Michael Meadows	GBR	Bronze	Bentley GT3	PROAM	1º	262.774	6	262.774	10	262.774	11	262.136	3	262.136	9	262.519
2	22	Shaun Balfe / Balfe Motorsport	GBR	Shaun Balfe	GBR	Bronze	Rob Bell	GBR	Platinum	McLaren 650 S GT3 2015	PROAM	2º	260.870	9	260.241	5	260.241	10	260.241	12	260.241	16	260.367
3	88	Garage 59	GBR	Alexander West	SWE	Bronze	Côme Ledogar	FRA	Platinum	McLaren 650 S GT3 2015	PROAM	3º	260.870	13	260.870	18	260.241	10	260.241	20	260.241	21	260.492
4	16	Drivex School	ESP	Marcelo Hahn	BRA	Bronze	Allam Khodair	BRA	Gold	Mercedes AMG GT3	PROAM	4º	260.241	19	259.615	13	258.993	9	258.993	20	258.993	17	259.367
5	24	Garage 59	GBR	Michael Benham	GBR	Bronze	Duncan Tappy	GBR	Gold	McLaren 650 S GT3 2015	PROAM	5º	259.615	8	258.993	10	258.993	3	258.993	9	258.373	12	258.993
6	99	Sports and You	PRT	António Coimbra	PRT	Bronze	Luis Silva	PRT	Bronze	Mercedes AMG GT3	AM	1º	259.615	7	258.993	6	258.993	8	257.143	5	255.924	4	258.134
7	555	FFF Racing Team by ACM	CHN	Hiroshi Hamaguchi	JPN	Bronze	Vitantonio Liuzzi	ITA	Platinum	Lamborghini Huracan GT3	PROAM	6º	259.615	10	259.615	6	259.615	15	258.993	7	258.993	9	259.366
8	20	SPS Automotive Performance	DEU	Valentin Pierburg	DEU		Tom Onslow-Cole	GBR	Gold	Mercedes AMG GT3	PROAM	7º	258.993	6	257.143	3	257.143	12	257.143	4	257.143	5	257.513
9	12	Sports and You	PRT	Marcio Basso	BRA	Bronze	Nonô Figueiredo	BRA	Gold	Mercedes AMG GT3	PROAM	8º	258.373	5	256.532	6	255.924	11	255.319	3	255.319	9	256.294
10	25	FF Corse	GBR	Ivor Dunbar	GBR	Bronze	Johnny Mowlem	GBR	Gold	Ferrari 488 GT3	PROAM	9º	257.143	6	257.143	5	257.143	19	256.532	4	256.532	11	256.899
11	62	RACE / BMW Team Teo Martin	ESP	Filipe Barreiros	PRT	Bronze	Jose Francisco Guedes	PRT	Bronze	BMW M6 GT3	AM	2º	257.143	11	256.532	6	256.532	14	256.532	17	255.924	15	256.533
12	74	MS Racing	AUT	Alexander Hrachowina	AUT	Bronze	Martin Konrad	AUT	Bronze	Mercedes AMG GT3	AM	3º	256.532	7	256.532	9	255.924	8	255.924	10	255.319	5	256.046



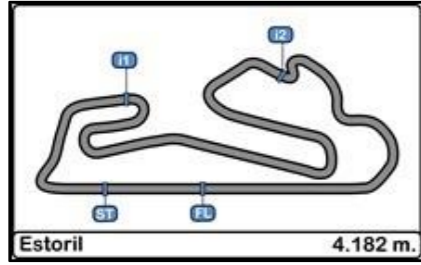


**Autodromo do Estoril
International GT Open
FP 3 Only Bronze Drivers**

Fastest Lap Sequence

28/04/2017

<u>Time of Day</u>	<u>Session Time</u>	<u>Nº</u>	<u>Entrant / Team</u>	<u>Nat.</u>	<u>Driver</u>	<u>Nat.</u>	<u>St.</u>	<u>Driver 2</u>	<u>Nat.</u>	<u>St.</u>	<u>Vehicle</u>	<u>Cat.</u>	<u>Time</u>	<u>Km/h</u>	<u>Lap</u>
17:28'42.737	3'35.131	88	Garage 59	GBR	Alexander West	SWE	Bronze	Côme Ledogar	FRA	Platinum	McLaren 650 S GT3 2015	PROAM	1'46.300	141.629	2
17:28'45.470	3'37.891	62	RACE / BMW Team Teo Martin	ESP	Filipe Barreiros	PRT	Bronze	Jose Francisco Guedes	PRT	Bronze	BMW M6 GT3	AM	1'45.346	142.912	2
17:28'50.098	3'42.553	24	Garage 59	GBR	Michael Benham	GBR	Bronze	Duncan Tappy	GBR	Gold	McLaren 650 S GT3 2015	PROAM	1'43.205	145.877	2
17:29'01.879	3'54.317	16	Drivex School	ESP	Marcelo Hahn	BRA	Bronze	Allam Khodair	BRA	Gold	Mercedes AMG GT3	PROAM	1'41.662	148.091	2
17:29'11.353	4'03.695	10	Jordan Racing	GBR	Jordan Witt	GBR	Bronze	Michael Meadows	GBR	Bronze	Bentley GT3	PROAM	1'41.041	149.001	2
17:30'51.766	5'44.124	10	Jordan Racing	GBR	Jordan Witt	GBR	Bronze	Michael Meadows	GBR	Bronze	Bentley GT3	PROAM	1'40.429	149.909	3
17:43'31.001	18'23.472	24	Garage 59	GBR	Michael Benham	GBR	Bronze	Duncan Tappy	GBR	Gold	McLaren 650 S GT3 2015	PROAM	1'40.073	150.442	9
17:50'03.691	24'56.153	22	Shaun Balfe / Balfe Motorsport	GBR	Shaun Balfe	GBR	Bronze	Rob Bell	GBR	Platinum	McLaren 650 S GT3 2015	PROAM	1'39.975	150.590	9
17:50'56.856	25'49.314	555	FFF Racing Team by ACM	CHN	Hiroshi Hamaguchi	JPN	Bronze	Vitantonio Liuzzi	ITA	Platinum	Lamborghini Huracan GT3	PROAM	1'39.524	151.272	9
17:56'02.480	30'54.891	555	FFF Racing Team by ACM	CHN	Hiroshi Hamaguchi	JPN	Bronze	Vitantonio Liuzzi	ITA	Platinum	Lamborghini Huracan GT3	PROAM	1'39.240	151.705	12
17:57'41.629	32'34.127	555	FFF Racing Team by ACM	CHN	Hiroshi Hamaguchi	JPN	Bronze	Vitantonio Liuzzi	ITA	Platinum	Lamborghini Huracan GT3	PROAM	1'39.236	151.711	13
17:59'20.590	34'13.068	555	FFF Racing Team by ACM	CHN	Hiroshi Hamaguchi	JPN	Bronze	Vitantonio Liuzzi	ITA	Platinum	Lamborghini Huracan GT3	PROAM	1'38.941	152.163	14

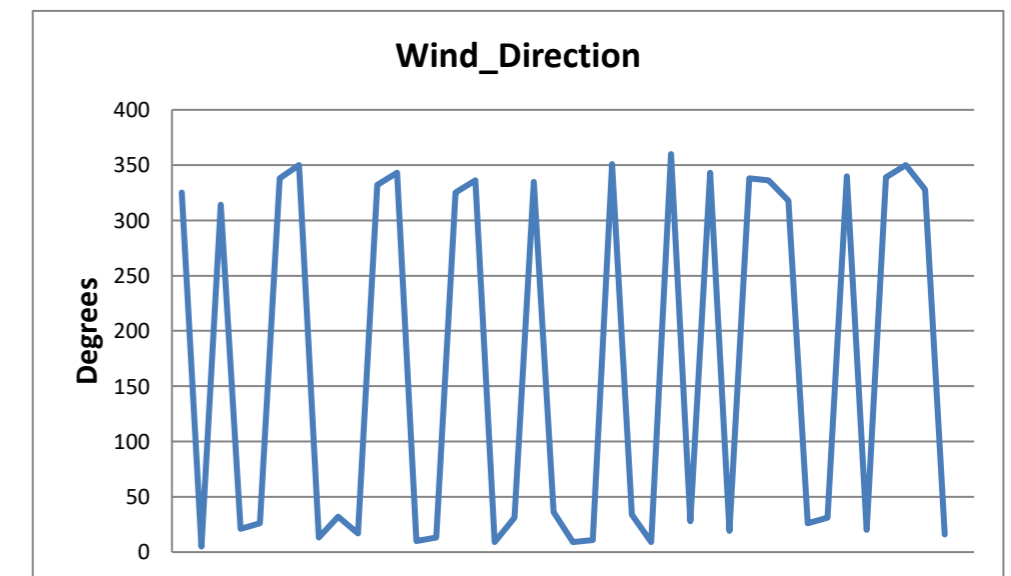
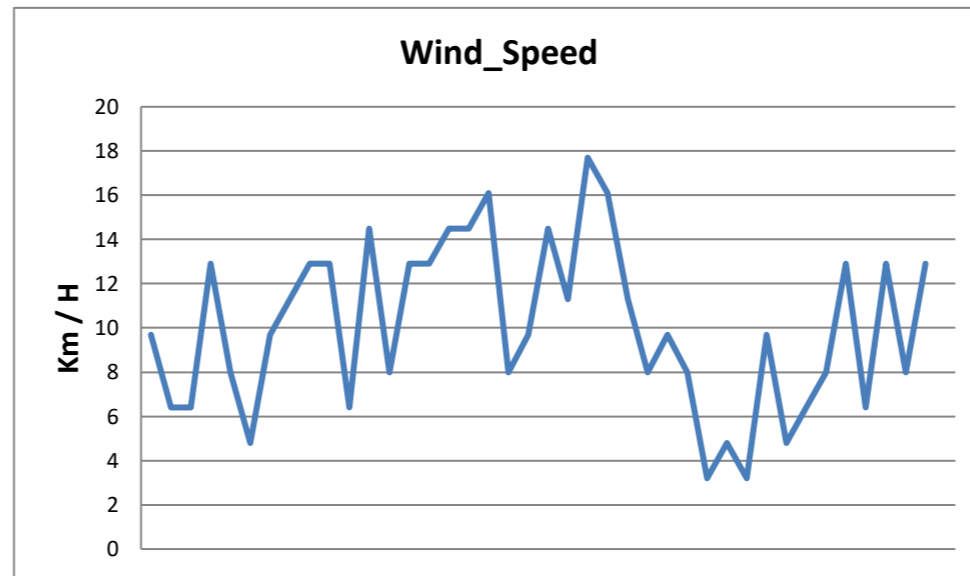
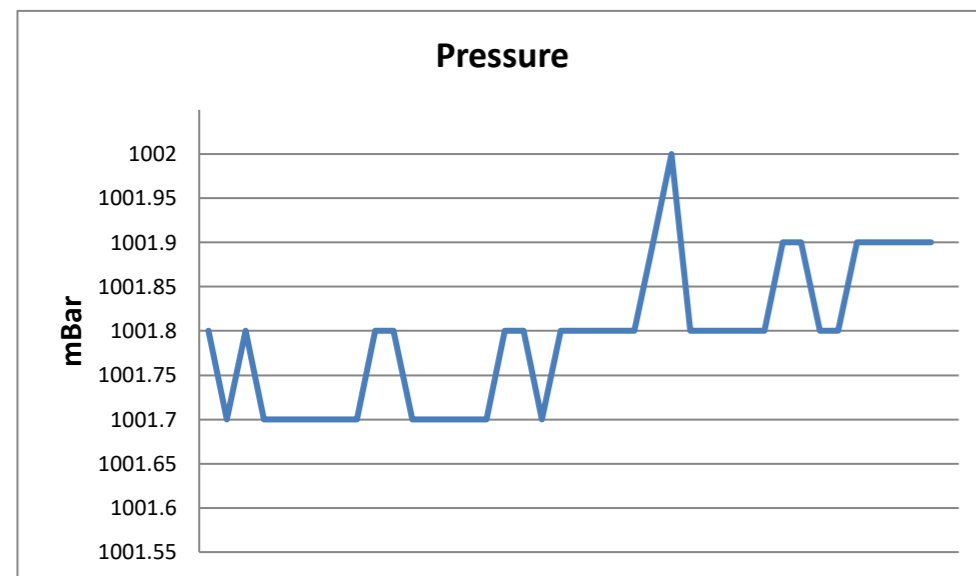
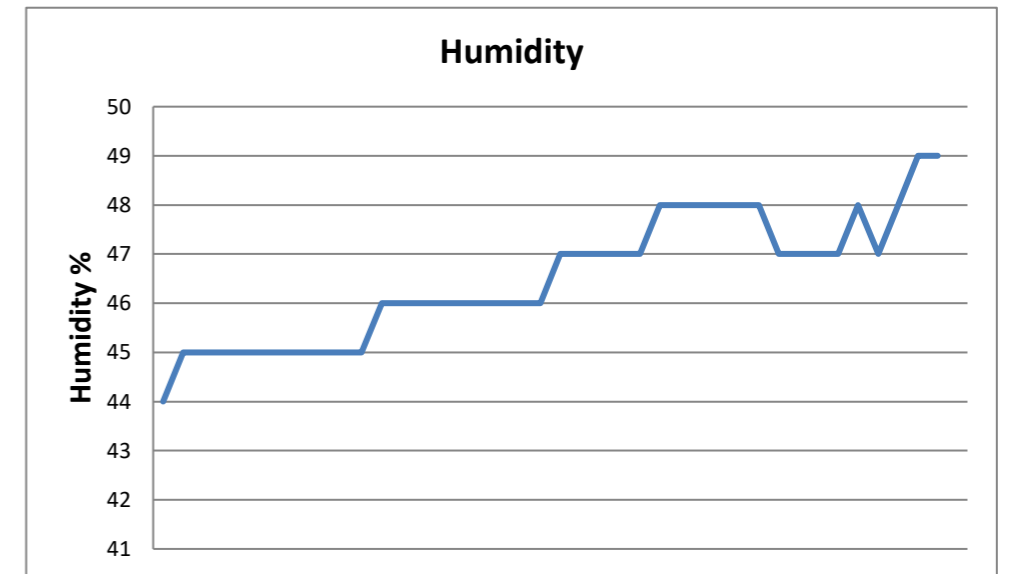
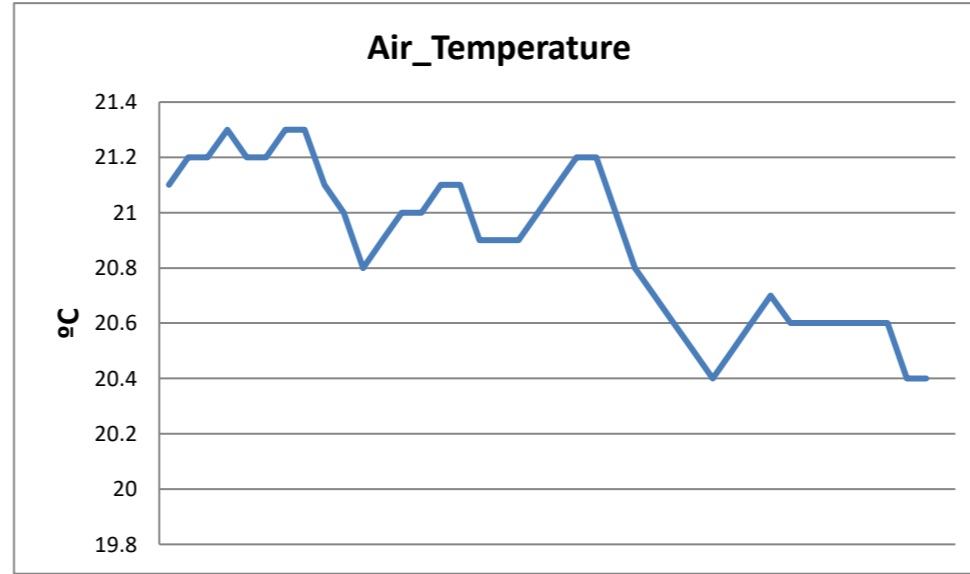
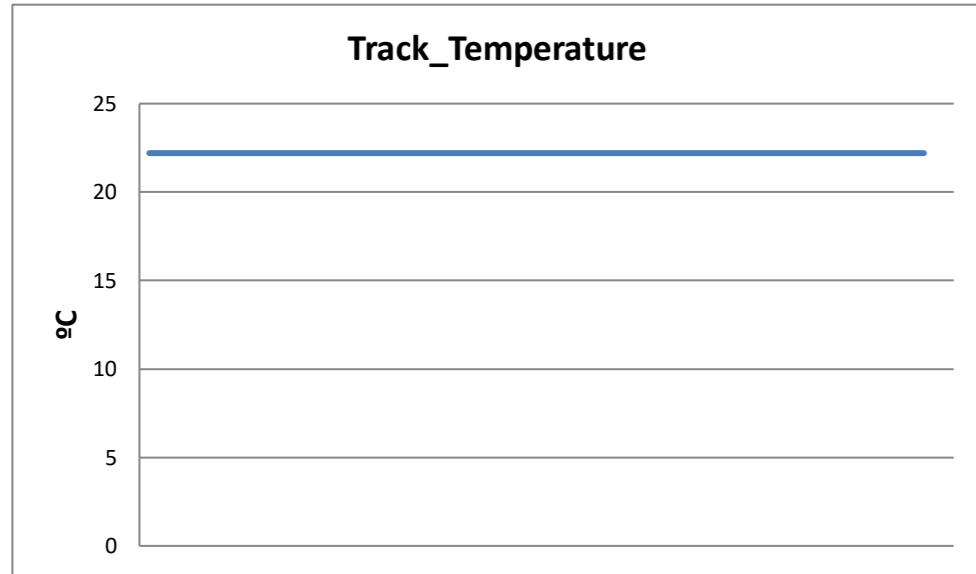


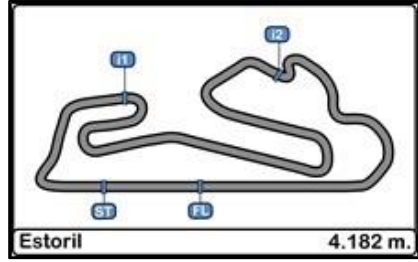
**Autodromo do Estoril
International GT Open
FP 3 Only Bronze Drivers**

Weather Report

28/04/2017

Track Status DRY





**Autodromo do Estoril
International GT Open**

FREE PRACTICES RESULTS

28/04/2017

Ord.	Nº Entrant / Team	Nat.	Driver	Nat.	St.	Driver 2	Nat.	St.	Vehicle	Cat.	Cla.	Laps	Laps1	BL1	Time-1	Laps2	BL2	Time-2	Laps	BL3	Time-3	Best	Km/h
1	488 Spirit of Race	CHE	Miguel Ramos	PRT	Silver	Mikkel Mac Jensen	DNK	Gold	Ferrari 488 GT	PRO	1º	56	25	11	1'37.342	31	23	1'40.941				1'37.342	154.663
2	54 Emil Frey Lexus Racing	CHE	Albert Costa	ESP	Gold	Philipp Frommenwiler	CHE	Silver	Lexus RC-F GT3	PRO	2º	40	22	3	1'37.530	18	9	1'40.682				1'37.530	154.365
3	24 Garage 59	GBR	Michael Benham	GBR	Bronze	Duncan Tappy	GBR	Gold	McLaren 650 S GT3 2015	PROAM	1º	61	18	4	1'37.845	22	3	1'40.793	21	9	1'40.073	1'37.845	153.868
4	16 Drivex School	ESP	Marcelo Hahn	BRA	Bronze	Allam Khodair	BRA	Gold	Mercedes AMG GT3	PROAM	2º	29	8	4	1'38.044				21	17	1'39.631	1'38.044	153.556
5	555 FFF Racing Team by ACM	CHN	Hiroshi Hamaguchi	JPN	Bronze	Vitantonio Liuzzi	ITA	Platinum	Lamborghini Huracan GT3	PROAM	3º	64	23	4	1'38.050	26	6	1'40.098	15	14	1'38.941	1'38.050	153.546
6	23 Imperiale Racing	ITA	Vito Postiglione	ITA	Gold	Andrea Fontana	ITA	Silver	Lamborghini Huracan GT3	PRO	3º	44	21	3	1'38.342	23	9	1'40.976				1'38.342	153.090
7	25 FF Corse	GBR	Ivor Dunbar	GBR	Bronze	Johnny Mowlem	GBR	Gold	Ferrari 488 GT3	PROAM	4º	63	22	4	1'38.362	23	8	1'40.370	18	18	1'44.141	1'38.362	153.059
8	8 AF Corse	ITA	Piergiuseppe Perazzini	ITA	Bronze	Marco Cioci	ITA	Gold	Ferrari 488 GT	PROAM	5º	22	8	2	1'38.370	14	5	1'39.146				1'38.370	153.047
9	55 Farnbacher Racing	DEU	Dominik Farnbacher	DEU	Gold	Mario Farnbacher	DEU	Silver	Lexus RC-F GT3	PRO	4º	37	17	4	1'38.390	20	7	1'41.117				1'38.390	153.016
10	7 Solaris Motorsport	ITA	Francesco Sini	ITA	Gold	Mauro Calamia	CHE	Silver	Aston Martin Vantage GT3	PRO	5º	43	19	4	1'38.518	24	14	1'41.696				1'38.518	152.817
11	1 Imperiale Racing	ITA	Thomas Biagi	ITA	Gold	Giovanni Venturini	ITA	Gold	Lamborghini Huracan GT3	PRO	6º	38	21	3	1'38.640	17	13	1'41.291				1'38.640	152.628
12	88 Garage 59	GBR	Alexander West	SWE	Bronze	Côme Ledogar	FRA	Platinum	McLaren 650 S GT3 2015	PROAM	6º	72	23	9	1'38.904	27	13	1'40.524	22	19	1'40.794	1'38.904	152.220
13	74 MS Racing	AUT	Alexander Hrachowina	AUT	Bronze	Martin Konrad	AUT	Bronze	Mercedes AMG GT3	AM	1º	46	18	3	1'39.078	18	10	1'41.023	10	7	1'41.820	1'39.078	151.953
14	20 SPS Automotive Performance	DEU	Valentin Pierburg	DEU		Tom Onslow-Cole	GBR	Gold	Mercedes AMG GT3	PROAM	7º	25	2	2	2'27.136	10	3	1'39.427	13	11	1'42.247	1'39.427	151.420
15	11 Ratón Racing	ITA	Edoardo Liberati	ITA	Silver	Kang Ling	CHN	Silver	Lamborghini Huracan GT3	PRO	7º	22	5	3	1'39.516	17	4	1'40.916				1'39.516	151.284
16	10 Jordan Racing	GBR	Jordan Witt	GBR	Bronze	Michael Meadows	GBR	Bronze	Bentley GT3	PROAM	8º	43	21	3	1'39.603	11	9	1'42.350	11	3	1'40.429	1'39.603	151.152
17	22 Shaun Balfe / Balfe Motorsport	GBR	Shaun Balfe	GBR	Bronze	Rob Bell	GBR	Platinum	McLaren 650 S GT3 2015	PROAM	9º	19				2	2	1'56.451	17	11	1'39.941	1'39.941	150.641
18	99 Sports and You	PRT	António Coimbra	PRT	Bronze	Luis Silva	PRT	Bronze	Mercedes AMG GT3	AM	2º	51	22	5	1'39.989	21	19	1'41.766	8	6	1'44.012	1'39.989	150.569
19	12 Sports and You	PRT	Marcio Basso	BRA	Bronze	Nonô Figueiredo	BRA	Gold	Mercedes AMG GT3	PROAM	10º	55	22	20	1'40.097	21	5	1'40.336	12	10	1'42.463	1'40.097	150.406
20	62 RACE / BMW Team Teo Martin	ESP	Filipe Barreiros	PRT	Bronze	Jose Francisco Guedes	PRT	Bronze	BMW M6 GT3	AM	3º	62	16	15	1'42.014	28	14	1'42.565	18	6	1'43.394	1'42.014	147.580

Published at:.....

<p>Stewards:</p>	<p>Race Director:</p>	<p>Timekeeper:</p> 
-------------------------	------------------------------	-----------------------------------------------------------------------------------------------------------------

