

Autodromo do Estoril International GT Open Qualifying - 2

Results

30/04/2017

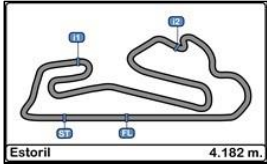
Ord.	Nº	Entrant / Team	Nat.	Driver	Nat.	St.	Driver 2	Nat.	St.	Vehicle	Cat.	Clas.	Laps	Best	Time	Gap	Interval	Km/h
1	24	Garage 59	GBR	Michael Benham	GBR	Bronze	<u>Duncan Tappy</u>	GBR	Gold	McLaren 650 S GT3 2015	PROAM	1º	16	15	1'39.076			151.956
2	55	Farnbacher Racing	DEU	<u>Dominik Farnbacher</u>	DEU	Gold	Mario Farnbacher	DEU	Silver	Lexus RC-F GT3	PRO	1º	16	15	1'39.415	0"339	0"339	151.438
3	555	FFF Racing Team by ACM	CHN	<u>Hiroshi Hamaguchi</u>	JPN	Bronze	Vitantonio Liuzzi	ITA	Platinum	Lamborghini Huracan GT3	PROAM	2º	14	14	1'39.638	0"562	0"223	151.099
4	10	Jordan Racing	GBR	Jordan Witt	GBR	Bronze	<u>Michael Meadows</u>	GBR	Bronze	Bentley GT3	PROAM	3º	12	11	1'39.836	0"760	0"198	150.799
5	1	Imperiale Racing	ITA	<u>Thomas Biagi</u>	ITA	Gold	Giovanni Venturini	ITA	Gold	Lamborghini Huracan GT3	PRO	2º	14	13	1'40.104	1"028	0"268	150.396
6	51	RACE / BMW Team Teo Martin	ESP	Lourenço Beirão da Veiga	PRT	Silver	<u>António Félix da Costa</u>	PRT	Gold	BMW M6 GT3	PRO	3º	15	13	1'40.127	1"051	0"023	150.361
7	12	Sports and You	PRT	Marcio Basso	BRA	Bronze	<u>Nonô Figueiredo</u>	BRA	Gold	Mercedes AMG GT3	AM	1º	12	11	1'40.311	1"235	0"184	150.085
8	54	Emil Frey Lexus Racing	CHE	Albert Costa	ESP	Gold	<u>Philipp Frommenwiler</u>	CHE	Silver	Lexus RC-F GT3	PRO	4º	14	13	1'40.495	1"419	0"184	149.810
9	7	Solaris Motorsport	ITA	<u>Francesco Sini</u>	ITA	Gold	Mauro Calamia	CHE	Silver	Aston Martin Vantage GT3	PRO	5º	15	14	1'40.502	1"426	0"007	149.800
10	65	RACE / BMW Team Teo Martin	ESP	<u>Victor Bouveng</u>	SWE	Silver	Fran Rueda	ESP	Silver	BMW M6 GT3	PRO	6º	14	12	1'40.512	1"436	0"010	149.785
11	74	MS Racing	AUT	Alexander Hrachowina	AUT	Bronze	<u>Martin Konrad</u>	AUT	Bronze	Mercedes AMG GT3	AM	2º	14	12	1'40.540	1"464	0"028	149.743
12	25	FF Corse	GBR	Ivor Dunbar	GBR	Bronze	<u>Johnny Mowlem</u>	GBR	Gold	Ferrari 488 GT3	PROAM	4º	16	16	1'40.904	1"828	0"364	149.203
13	23	Imperiale Racing	ITA	Vito Postiglione	ITA	Gold	<u>Andrea Fontana</u>	ITA	Silver	Lamborghini Huracan GT3	PRO	7º	14	13	1'40.927	1"851	0"023	149.169
14	488	Spirit of Race	CHE	Miguel Ramos	PRT	Silver	<u>Mikkel Mac Jensen</u>	DNK	Gold	Ferrari 488 GT	PRO	8º	14	11	1'40.977	1"901	0"050	149.095
15	62	RACE / BMW Team Teo Martin	ESP	Filipe Barreiros	PRT	Bronze	<u>Jose Francisco Guedes</u>	PRT	Bronze	BMW M6 GT3	AM	3º	15	14	1'41.866	2"790	0"889	147.794
16	8	AF Corse	ITA	<u>Piergiuseppe Perazzini</u>	ITA	Bronze	Marco Cioci	ITA	Gold	Ferrari 488 GT	PROAM	5º	15	14	1'41.902	2"826	0"036	147.742
17	11	Ratón Racing	ITA	<u>Edoardo Liberati</u>	ITA	Silver	Kang Ling	CHN	Silver	Lamborghini Huracan GT3	PRO	9º	13	12	1'42.447	3"371	0"545	146.956
18	22	Shaun Balfe / Balfe Motorsport	GBR	<u>Shaun Balfe</u>	GBR	Bronze	Rob Bell	GBR	Platinum	McLaren 650 S GT3 2015	PROAM	6º	15	14	1'43.065	3"989	0"618	146.075
19	16	Drivex School	ESP	<u>Marcelo Hahn</u>	BRA	Bronze	Allam Khodair	BRA	Gold	Mercedes AMG GT3	PROAM	7º	15	14	1'43.225	4"149	0"160	145.848
20	20	SPS Automotive Performance	DEU	<u>Valentin Pierburg</u>	DEU		Tom Onslow-Cole	GBR	Gold	Mercedes AMG GT3	PROAM	8º	16	15	1'43.823	4"747	0"598	145.008
21	88	Garage 59	GBR	<u>Alexander West</u>	SWE	Bronze	Côme Ledogar	FRA	Platinum	McLaren 650 S GT3 2015	PROAM	9º	16	15	1'44.274	5"198	0"451	144.381
22	99	Sports and You	PRT	António Coimbra	PRT	Bronze	<u>Luis Silva</u>	PRT	Bronze	Mercedes AMG GT3	AM	4º	15	14	1'44.568	5"492	0"294	143.975

CAR 488 LAP TIME DELETED 1:40.431 TRACK LIMITS T 7

Published at:.....

Track Status **WET**

Stewards: 	Race Director: 	Timekeeper: 
--------------------------	-------------------------------	---



Autodromo do Estoril International GT Open Qualifying - 2

LAP ANALYSIS

30/04/2017

Number	1			7			8			10			11			
	Lap	Lap Time	Partial	Speed	Lap Time	Partial	Speed	Lap Time	Partial	Speed	Lap Time	Partial	Speed	Lap Time	Partial	Speed
1 ^a - 1	0'23.361	0'23.361		212.181	0'24.349	0'24.349	223.141	0'23.169	0'23.169	221.312	0'23.215	0'23.215	213.862	0'23.274	0'23.274	238.411
1 ^a - 2	1'17.862	0'54.501	Biagi		1'19.117	0'54.768	Sini	1'16.179	0'53.010	Perazzini	1'17.974	0'54.759	Meadows	1'16.980	0'53.706	Liberati
1 ^a - 3	1'53.982	0'36.120			1'54.932	0'35.815		1'51.555	0'35.376		1'53.724	0'35.750		1'52.530	0'35.550	
2 ^a - 1	0'23.688	0'23.688		201.870	0'23.349	0'23.349	248.848	0'23.103	0'23.103	223.141	0'22.530	0'22.530	229.300	0'22.776	0'22.776	243.793
2 ^a - 2	1'18.101	0'54.413	Biagi		1'18.467	0'55.118	Sini	1'16.447	0'53.344	Perazzini	1'16.916	0'54.386	Meadows	1'16.390	0'53.614	Liberati
2 ^a - 3	1'53.875	0'35.774			1'54.586	0'36.119		1'51.771	0'35.324		1'52.659	0'35.743		1'52.200	0'35.810	
3 ^a - 1	0'23.262	0'23.262		225.000	0'23.143	0'23.143	250.581	0'22.446	0'22.446	244.898	0'22.786	0'22.786	243.244	0'22.898	0'22.898	247.140
3 ^a - 2	1'18.325	0'55.063	Biagi		1'17.943	0'54.800	Sini	1'15.779	0'53.333	Perazzini	1'17.390	0'54.604	Meadows	1'16.742	0'53.844	Liberati
3 ^a - 3	2'03.452	0'45.127	PIT		1'53.821	0'35.878		1'51.245	0'35.466		2'02.802	0'45.412	PIT	1'52.376	0'35.634	
4 ^a - 1	3'14.934	3'14.934			0'23.325	0'23.325	244.344	0'22.514	0'22.514	238.939	9'41.878	9'41.878		0'22.677	0'22.677	241.611
4 ^a - 2	4'11.768	0'56.834	Biagi		1'23.240	0'59.915	Sini	1'15.927	0'53.413	Perazzini	10'36.816	0'54.938	Meadows	1'21.084	0'58.407	Liberati
4 ^a - 3	4'48.138	0'36.370			2'09.893	0'46.653	PIT	1'51.422	0'35.495		11'12.140	0'35.324		2'05.567	0'44.483	PIT
5 ^a - 1	0'22.677	0'22.677		233.262	2'34.288	2'34.288		0'22.558	0'22.558	239.468	0'21.603	0'21.603	242.697	7'19.552	7'19.552	
5 ^a - 2	1'16.191	0'53.514	Biagi		3'43.275	1'08.987	Sini	1'16.259	0'53.701	Perazzini	1'13.295	0'51.692	Meadows	8'15.133	0'55.581	Liberati
5 ^a - 3	1'51.152	0'34.961			4'21.153	0'37.878		1'51.973	0'35.714		1'49.354	0'36.059		8'51.724	0'36.591	
6 ^a - 1	0'22.013	0'22.013		240.535	0'21.621	0'21.621	251.749	0'22.987	0'22.987	241.611	0'20.983	0'20.983	249.423	0'22.076	0'22.076	241.072
6 ^a - 2	1'15.529	0'53.516	Biagi		1'14.467	0'52.846	Sini	1'17.322	0'54.335	Perazzini	1'12.369	0'51.386	Meadows	1'13.451	0'51.375	Liberati
6 ^a - 3	1'50.748	0'35.219			1'48.967	0'34.500		2'00.127	0'42.805	PIT	1'52.431	0'40.062	PIT	1'48.141	0'34.690	
7 ^a - 1	0'23.439	0'23.439		215.569	0'21.952	0'21.952	251.163	3'57.089	3'57.089		1'17.177	1'17.177		0'21.013	0'21.013	253.522
7 ^a - 2	1'18.126	0'54.687	Biagi		1'21.308	0'59.356	Sini	4'50.647	0'53.558	Perazzini	2'07.050	0'49.873	Meadows	1'11.294	0'50.281	Liberati
7 ^a - 3	2'02.317	0'44.191	PIT		2'06.136	0'44.828	PIT	5'25.692	0'35.045		2'39.677	0'32.627		1'45.510	0'34.216	
8 ^a - 1	3'08.373	3'08.373			1'31.605	1'31.605		0'22.058	0'22.058	243.244	0'19.974	0'19.974	260.870	0'21.081	0'21.081	253.522
8 ^a - 2	4'04.208	0'55.835	Biagi		2'27.830	0'56.225	Sini	1'14.640	0'52.582	Perazzini	1'08.029	0'48.055	Meadows	1'11.000	0'49.919	Liberati
8 ^a - 3	4'38.740	0'34.532			3'07.781	0'39.951		1'56.193	0'41.553	PIT	1'40.059	0'32.030		1'46.382	0'35.382	
9 ^a - 1	0'21.445	0'21.445		236.843	0'21.367	0'21.367	254.118	1'15.914	1'15.914		0'20.019	0'20.019	261.502	0'20.664	0'20.664	254.717
9 ^a - 2	1'10.718	0'49.273	Biagi		1'11.500	0'50.133	Sini	2'08.512	0'52.598	Perazzini	1'07.970	0'47.951	Meadows	1'10.168	0'49.504	Liberati
9 ^a - 3	1'43.145	0'32.427			1'44.730	0'33.230		2'42.932	0'34.420		1'40.119	0'32.149		1'43.938	0'33.770	
10 ^a - 1	0'21.370	0'21.370		233.262	0'20.515	0'20.515	257.757	0'21.125	0'21.125	254.118	0'19.829	0'19.829	260.870	0'20.626	0'20.626	255.320
10 ^a - 2	1'11.651	0'50.281	Biagi		1'08.949	0'48.434	Sini	1'10.922	0'49.797	Perazzini	1'07.798	0'47.969	Meadows	1'09.704	0'49.078	Liberati
10 ^a - 3	1'44.340	0'32.689			1'41.740	0'32.791		1'54.652	0'43.730		1'39.836	0'32.038		1'43.103	0'33.399	
11 ^a - 1	0'20.578	0'20.578		252.337	0'20.352	0'20.352	262.136	0'21.067	0'21.067	253.522	0'23.661	0'23.661	199.631	0'20.497	0'20.497	255.320
11 ^a - 2	1'09.037	0'48.459	Biagi		1'11.341	0'50.989	Sini	1'10.334	0'49.267	Perazzini	1'19.067	0'55.406	Meadows	1'09.641	0'49.144	Liberati
11 ^a - 3	1'41.334	0'32.297			1'44.160	0'32.819		1'43.634	0'33.300		2'10.668	0'51.601	PIT	1'42.447	0'32.806	
12 ^a - 1	0'20.158	0'20.158		258.993	0'20.288	0'20.288	261.502	0'20.573	0'20.573	257.757				0'21.166	0'21.166	255.320
12 ^a - 2	1'08.147	0'47.989	Biagi		1'08.811	0'48.523	Sini	1'09.219	0'48.646	Perazzini				1'14.255	0'53.089	Liberati
12 ^a - 3	1'40.104	0'31.957			1'41.008	0'32.197		1'42.280	0'33.061					2'18.118	1'03.863	PIT
13 ^a - 1	0'20.797	0'20.797		253.522	0'19.976	0'19.976	261.502	0'20.688	0'20.688	255.320						
13 ^a - 2	1'11.124	0'50.327	Biagi		1'08.185	0'48.209	Sini	1'09.033	0'48.345	Perazzini						
13 ^a - 3	1'58.485	0'47.361	PIT		1'40.502	0'32.317		1'41.902	0'32.869							
14 ^a - 1					0'20.215	0'20.215	261.502	0'25.166	0'25.166	204.934						
14 ^a - 2					1'10.816	0'50.601	Sini	1'20.193	0'55.027	Perazzini						
14 ^a - 3					1'59.335	0'48.519	PIT	2'15.632	0'55.439	PIT						
15 ^a - 1																
15 ^a - 2																
15 ^a - 3																
16 ^a - 1																
16 ^a - 2																
16 ^a - 3																

Ideal Lap	
0'20.158	0'20.158
1'08.147	0'47.989
1'40.104	0'31.957

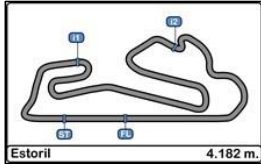
Ideal Lap	
0'19.976	0'19.976
1'08.185	0'48.209
1'40.382	0'32.197

Ideal Lap	
0'20.573	0'20.573
1'08.918	0'48.345
1'41.787	0'32.869

Ideal Lap	
0'19.829	0'19.829
1'07.780	0'47.951
1'39.810	0'32.030

Ideal Lap	
0'20.497	0'20.497
1'09.575	0'49.078
1'42.381	0'32.806

Ideal Best Lap	
0'19.829	0'19.829
1'07.334	0'47.505
1'38.824	0'31.490



Autodromo do Estoril International GT Open Qualifying - 2

LAP ANALYSIS

30/04/2017

Number	12			16			20			22			23			
	Lap	Lap Time	Partial	Speed	Lap Time	Partial	Speed	Lap Time	Partial	Speed	Lap Time	Partial	Speed	Lap Time	Partial	Speed
1 ^a - 1	0'29.666	0'29.666		127.963	0'23.154	0'23.154	229.788	0'23.247	0'23.247	244.898	0'23.693	0'23.693	223.141	0'22.966	0'22.966	241.611
1 ^a - 2	1'24.465	0'54.799	Figueiredo		1'17.469	0'54.315	Hahn	1'17.781	0'54.534	Pierburg	1'20.049	0'56.356	Balfe	1'16.747	0'53.781	Fontana
1 ^a - 3	2'00.365	0'35.900			1'53.066	0'35.597		1'53.762	0'35.981		1'56.671	0'36.622		1'52.191	0'35.444	
2 ^a - 1	0'23.753	0'23.753		219.067	0'23.290	0'23.290	237.363	0'23.061	0'23.061	248.848	0'23.135	0'23.135	233.767	0'23.499	0'23.499	241.611
2 ^a - 2	1'16.843	0'53.090	Figueiredo		1'17.699	0'54.409	Hahn	1'17.108	0'54.047	Pierburg	1'19.009	0'55.874	Balfe	1'18.344	0'54.845	Fontana
2 ^a - 3	1'51.610	0'34.767			1'53.874	0'36.175		1'53.225	0'36.117		1'55.060	0'36.051		1'54.381	0'36.037	
3 ^a - 1	0'25.861	0'25.861		231.760	0'23.070	0'23.070	238.411	0'22.608	0'22.608	250.581	0'23.016	0'23.016	249.423	0'23.430	0'23.430	246.576
3 ^a - 2	1'26.366	1'00.505	Figueiredo		1'17.869	0'54.799	Hahn	1'16.715	0'54.107	Pierburg	1'17.230	0'54.214	Balfe	1'17.877	0'54.447	Fontana
3 ^a - 3	2'01.488	0'35.122			2'01.346	0'43.477	PIT	1'52.615	0'35.900		1'53.146	0'35.916		1'54.360	0'36.483	
4 ^a - 1	0'22.593	0'22.593		234.783	2'27.790	2'27.790		0'22.357	0'22.357	250.581	0'22.620	0'22.620	248.848	0'23.676	0'23.676	241.611
4 ^a - 2	1'16.185	0'53.592	Figueiredo		3'22.180	0'54.390	Hahn	1'16.323	0'53.966	Pierburg	1'16.771	0'54.151	Balfe	1'18.289	0'54.613	Fontana
4 ^a - 3	1'51.041	0'34.856			3'57.739	0'35.559		1'52.788	0'36.465		1'52.567	0'35.796		2'01.629	0'43.340	PIT
5 ^a - 1	0'23.809	0'23.809		250.581	0'22.768	0'22.768	242.697	0'22.637	0'22.637	249.423	0'22.444	0'22.444	241.072	3'29.926	3'29.926	
5 ^a - 2	1'19.552	0'55.743	Figueiredo		1'16.599	0'53.831	Hahn	1'16.566	0'53.929	Pierburg	1'16.241	0'53.797	Balfe	4'29.738	0'59.812	Fontana
5 ^a - 3	2'04.122	0'44.570	PIT		1'52.016	0'35.417		1'59.661	0'43.095	PIT	1'51.557	0'35.316		5'05.435	0'35.697	
6 ^a - 1	4'18.220	4'18.220			0'22.524	0'22.524	247.707	1'32.598	1'32.598		0'22.105	0'22.105	238.939	0'22.444	0'22.444	248.276
6 ^a - 2	5'12.510	0'54.290	Figueiredo		1'16.154	0'53.630	Hahn	2'30.452	0'57.854	Pierburg	1'15.389	0'53.284	Balfe	1'16.194	0'53.750	Fontana
6 ^a - 3	5'47.561	0'35.051			1'51.256	0'35.102		3'08.989	0'38.537		1'51.261	0'35.872		1'57.453	0'41.259	PIT
7 ^a - 1	0'22.103	0'22.103		233.767	0'22.251	0'22.251	246.576	0'24.296	0'24.296	241.611	0'22.531	0'22.531	243.244	1'51.406	1'51.406	
7 ^a - 2	1'13.689	0'51.586	Figueiredo		1'15.588	0'53.337	Hahn	1'20.294	0'55.998	Pierburg	1'19.536	0'57.005	Balfe	2'43.393	0'51.987	Fontana
7 ^a - 3	1'55.225	0'41.536	PIT		1'50.947	0'35.359		1'56.514	0'36.220		2'04.088	0'44.552	PIT	3'17.256	0'33.863	
8 ^a - 1	1'33.812	1'33.812			0'22.280	0'22.280	247.140	0'22.181	0'22.181	251.749	2'19.564	2'19.564		0'21.314	0'21.314	254.717
8 ^a - 2	2'36.102	1'02.290	Figueiredo		1'16.218	0'53.938	Hahn	1'14.535	0'52.354	Pierburg	3'12.711	0'53.147	Balfe	1'10.400	0'49.086	Fontana
8 ^a - 3	3'09.077	0'32.975			1'59.099	0'42.881	PIT	1'49.546	0'35.011		3'47.115	0'34.404		1'43.187	0'32.787	
9 ^a - 1	0'20.806	0'20.806		255.320	1'55.360	1'55.360		0'21.768	0'21.768	252.928	0'21.696	0'21.696	251.749	0'20.722	0'20.722	254.718
9 ^a - 2	1'09.278	0'48.472	Figueiredo		2'47.187	0'51.827	Hahn	1'13.537	0'51.769	Pierburg	1'13.547	0'51.851	Balfe	1'08.686	0'47.964	Fontana
9 ^a - 3	1'41.150	0'31.872			3'22.276	0'35.089		1'48.264	0'34.727		1'55.337	0'41.790	PIT	1'41.499	0'32.813	
10 ^a - 1	0'20.302	0'20.302		257.143	0'21.801	0'21.801	248.276	0'21.845	0'21.845	253.522	1'18.507	1'18.507		0'20.603	0'20.603	256.533
10 ^a - 2	1'08.821	0'48.519	Figueiredo		1'11.710	0'49.909	Hahn	1'13.109	0'51.264	Pierburg	2'09.448	0'50.941	Balfe	1'08.999	0'48.396	Fontana
10 ^a - 3	1'40.311	0'31.490			2'21.047	1'09.337		1'47.557	0'34.448		2'43.269	0'33.821		1'42.142	0'33.143	
11 ^a - 1	0'22.461	0'22.461		246.576	0'21.211	0'21.211	251.163	0'21.968	0'21.968	253.522	0'20.752	0'20.752	260.870	0'20.295	0'20.295	255.925
11 ^a - 2	1'14.813	0'52.352	Figueiredo		1'10.919	0'49.708	Hahn	1'13.999	0'52.031	Pierburg	1'09.765	0'49.013	Balfe	1'08.741	0'48.446	Fontana
11 ^a - 3	2'19.469	1'04.656	PIT		1'44.505	0'33.586		1'48.840	0'34.841		1'43.252	0'33.487		1'41.198	0'32.457	
12 ^a - 1					0'21.084	0'21.084	252.928	0'21.267	0'21.267	255.925	0'21.853	0'21.853	256.533	0'20.096	0'20.096	257.143
12 ^a - 2					1'10.819	0'49.735	Hahn	1'13.925	0'52.658	Pierburg	1'10.992	0'49.139	Balfe	1'08.689	0'48.593	Fontana
12 ^a - 3					1'44.418	0'33.599		1'48.197	0'34.272		1'43.902	0'32.910		1'40.927	0'32.238	
13 ^a - 1					0'21.041	0'21.041	252.928	0'20.875	0'20.875	256.533	0'20.394	0'20.394	262.774	0'23.683	0'23.683	206.107
13 ^a - 2					1'10.076	0'49.035	Hahn	1'10.563	0'49.688	Pierburg	1'10.232	0'49.838	Balfe	1'21.291	0'57.608	Fontana
13 ^a - 3					1'43.225	0'33.149		1'44.271	0'33.708		1'43.065	0'32.833		2'12.814	0'51.523	PIT
14 ^a - 1					0'27.359	0'27.359	212.181	0'20.929	0'20.929	256.533	0'23.535	0'23.535	213.018			
14 ^a - 2					1'20.083	0'52.724	Hahn	1'11.007	0'50.078	Pierburg	1'18.059	0'54.524	Balfe			
14 ^a - 3					2'16.526	0'56.443	PIT	1'43.823	0'32.816		2'14.896	0'56.837	PIT			
15 ^a - 1								0'22.978	0'22.978	247.140						
15 ^a - 2								1'15.548	0'52.570	Pierburg						
15 ^a - 3								2'18.744	1'03.196	PIT						
16 ^a - 1																
16 ^a - 2																
16 ^a - 3																

Ideal Lap	
0'20.302	0'20.302
1'08.774	0'48.472
1'40.264	0'31.490

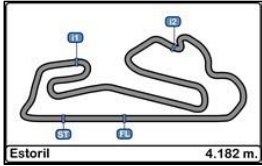
Ideal Lap	
0'21.041	0'21.041
1'10.076	0'49.035
1'43.225	0'33.149

Ideal Lap	
0'20.875	0'20.875
1'10.563	0'49.688
1'43.379	0'32.816

Ideal Lap	
0'20.394	0'20.394
1'09.407	0'49.013
1'42.240	0'32.833

Ideal Lap	
0'20.096	0'20.096
1'08.060	0'47.964
1'40.298	0'32.238

Ideal Best Lap	
0'19.829	0'19.829
1'07.334	0'47.505
1'38.824	0'31.490



**Autodromo do Estoril
International GT Open
Qualifying - 2**

LAP ANALYSIS

30/04/2017

Number	24			25			51			54			55			
	Lap	Lap Time	Partial	Speed	Lap Time	Partial	Speed	Lap Time	Partial	Speed	Lap Time	Partial	Speed	Lap Time	Partial	Speed
1ª - 1	0'22.176	0'22.176		254.118	0'23.116	0'23.116	226.416	0'23.243	0'23.243	225.000	0'23.348	0'23.348	215.569	0'23.174	0'23.174	217.742
1ª - 2	1'14.952	0'52.776	Tappy		1'16.916	0'53.800	Mowlem	1'16.927	0'53.684	Félix da Costa	1'16.959	0'53.611	Frommenwile	1'16.216	0'53.042	Farnbacher
1ª - 3	1'50.094	0'35.142		254.118	1'52.676	0'35.760		1'57.214	0'40.287	PIT	1'52.454	0'35.495		1'51.512	0'35.296	
2ª - 1	0'22.429	0'22.429		250.001	0'22.694	0'22.694	229.300	1'38.759	1'38.759		0'22.802	0'22.802	241.072	0'22.901	0'22.901	232.259
2ª - 2	1'16.005	0'53.576	Tappy		1'16.398	0'53.704	Mowlem	2'33.281	0'54.522	Félix da Costa	1'16.814	0'54.012	Frommenwile	1'16.471	0'53.570	Farnbacher
2ª - 3	1'51.671	0'35.666		250.001	1'51.806	0'35.408		3'07.846	0'34.565		1'52.555	0'35.741		1'52.298	0'35.827	
3ª - 1	0'22.906	0'22.906		247.140	0'22.581	0'22.581	238.411	0'22.492	0'22.492	241.611	0'22.914	0'22.914	246.576	0'22.889	0'22.889	235.808
3ª - 2	1'17.207	0'54.301	Tappy		1'16.206	0'53.625	Mowlem	1'16.188	0'53.696	Félix da Costa	1'18.553	0'55.639	Frommenwile	1'16.610	0'53.721	Farnbacher
3ª - 3	1'52.945	0'35.738		247.140	1'51.676	0'35.470		1'51.131	0'34.943		2'01.401	0'42.848	PIT	1'52.426	0'35.816	
4ª - 1	0'22.661	0'22.661		241.611	0'22.490	0'22.490	247.707	0'22.593	0'22.593	248.848	0'22.914	0'22.914	246.576	0'22.551	0'22.551	248.276
4ª - 2	1'16.877	0'54.216	Tappy		1'16.002	0'53.512	Mowlem	1'16.556	0'53.963	Félix da Costa	4'22.536	0'54.110	Frommenwile	1'16.295	0'53.744	Farnbacher
4ª - 3	1'58.117	0'41.240	PIT		1'51.311	0'35.309		1'51.855	0'35.299		4'57.775	0'35.239		1'58.971	0'42.676	PIT
5ª - 1	1'17.450	1'17.450		241.611	0'22.541	0'22.541	242.697	0'22.817	0'22.817	250.001	0'22.525	0'22.525	232.759	2'15.929	2'15.929	
5ª - 2	2'13.784	0'56.334	Tappy		1'16.229	0'53.688	Mowlem	1'17.611	0'54.794	Félix da Costa	1'15.658	0'53.133	Frommenwile	3'09.315	0'53.386	Farnbacher
5ª - 3	2'48.644	0'34.860		241.611	1'51.580	0'35.351		2'02.850	0'45.239	PIT	1'51.068	0'35.410		3'55.047	0'45.732	
6ª - 1	0'21.424	0'21.424		254.118	0'22.347	0'22.347	248.276	3'21.591	3'21.591		0'22.505	0'22.505	245.455	0'22.587	0'22.587	243.793
6ª - 2	1'13.343	0'51.919	Tappy		1'16.061	0'53.714	Mowlem	4'13.216	0'51.625	Félix da Costa	1'15.493	0'52.988	Frommenwile	1'15.429	0'52.842	Farnbacher
6ª - 3	1'47.699	0'34.356		254.118	1'51.303	0'35.242		4'46.955	0'33.739		1'51.046	0'35.553		1'50.248	0'34.819	
7ª - 1	0'21.912	0'21.912		250.581	0'22.563	0'22.563	241.072	0'21.164	0'21.164	246.014	0'22.588	0'22.588	249.423	0'21.865	0'21.865	253.522
7ª - 2	1'15.203	0'53.291	Tappy		1'16.339	0'53.776	Mowlem	1'10.940	0'49.776	Félix da Costa	1'17.771	0'55.183	Frommenwile	1'14.875	0'53.010	Farnbacher
7ª - 3	1'55.711	0'40.508	PIT		1'51.588	0'35.249		1'44.001	0'33.061		1'59.444	0'41.673	PIT	1'49.870	0'34.995	
8ª - 1	1'17.299	1'17.299		241.072	0'22.450	0'22.450	245.455	0'20.804	0'20.804	255.925	1'48.783	1'48.783		0'22.033	0'22.033	251.749
8ª - 2	2'09.185	0'51.886	Tappy		1'16.013	0'53.563	Mowlem	1'10.468	0'49.664	Félix da Costa	2'39.275	0'50.492	Frommenwile	1'14.652	0'52.619	Farnbacher
8ª - 3	2'43.282	0'34.097		241.072	1'57.304	0'41.291	PIT	1'48.699	0'38.231	PIT	3'13.232	0'33.957		1'49.773	0'35.121	
9ª - 1	0'20.783	0'20.783		256.533	2'47.380	2'47.380		1'22.286	1'22.286		0'21.062	0'21.062	237.363	0'21.839	0'21.839	252.337
9ª - 2	1'10.017	0'49.234	Tappy		3'40.256	0'52.876	Mowlem	2'13.294	0'51.008	Félix da Costa	1'09.598	0'48.536	Frommenwile	1'14.834	0'52.995	Farnbacher
9ª - 3	1'43.186	0'33.169		256.533	4'15.090	0'34.834		2'47.544	0'34.250		1'44.278	0'34.680		1'57.151	0'42.317	PIT
10ª - 1	0'20.313	0'20.313		257.757	0'21.851	0'21.851	237.363	0'20.268	0'20.268	257.143	0'21.387	0'21.387	257.757	1'50.771	1'50.771	
10ª - 2	1'08.861	0'48.548	Tappy		1'11.890	0'50.039	Mowlem	1'08.472	0'48.204	Félix da Costa	1'11.628	0'50.241	Frommenwile	1'44.192	0'53.421	Farnbacher
10ª - 3	1'41.646	0'32.785		257.757	1'45.211	0'33.321		1'41.061	0'32.589		1'44.955	0'33.327		3'18.263	0'34.071	
11ª - 1	0'20.342	0'20.342		259.616	0'21.055	0'21.055	254.118	0'20.168	0'20.168	260.241	0'20.330	0'20.330	258.993	0'20.375	0'20.375	257.757
11ª - 2	1'09.097	0'48.755	Tappy		1'10.576	0'49.521	Mowlem	1'11.615	0'51.447	Félix da Costa	1'08.406	0'48.076	Frommenwile	1'07.951	0'47.576	Farnbacher
11ª - 3	1'46.872	0'37.775	PIT		1'43.554	0'32.978		1'44.863	0'33.248		1'41.196	0'32.790		1'39.782	0'31.831	
12ª - 1	1'02.861	1'02.861		257.757	0'20.714	0'20.714	255.320	0'20.095	0'20.095	258.374	0'20.349	0'20.349	257.757	0'20.007	0'20.007	258.374
12ª - 2	1'52.257	0'49.396	Tappy		1'09.628	0'48.914	Mowlem	1'08.248	0'48.153	Félix da Costa	1'08.536	0'48.187	Frommenwile	1'07.961	0'47.954	Farnbacher
12ª - 3	2'24.427	0'32.170		257.757	1'42.142	0'32.514		1'40.127	0'31.879		1'40.495	0'31.959		1'40.014	0'32.053	
13ª - 1	0'20.131	0'20.131		259.616	0'20.334	0'20.334	255.925	0'19.999	0'19.999	260.241	0'21.627	0'21.627	233.767	0'20.097	0'20.097	259.616
13ª - 2	1'07.897	0'47.766	Tappy		1'09.126	0'48.792	Mowlem	1'08.389	0'48.390	Félix da Costa	1'14.051	0'52.424	Frommenwile	1'08.342	0'48.245	Farnbacher
13ª - 3	1'39.714	0'31.817		259.616	1'41.142	0'32.016		1'40.174	0'31.785		2'03.515	0'49.464	PIT	1'47.958	0'39.616	
14ª - 1	0'19.943	0'19.943		259.616	0'20.336	0'20.336	256.533	0'23.348	0'23.348	226.891				0'19.834	0'19.834	258.993
14ª - 2	1'07.448	0'47.505	Tappy		1'09.085	0'48.749	Mowlem	1'16.676	0'53.328	Félix da Costa				1'07.683	0'47.849	Farnbacher
14ª - 3	1'39.076	0'31.628		259.616	1'41.177	0'32.092		2'11.670	0'54.994	PIT				1'39.415	0'31.732	
15ª - 1	0'20.652	0'20.652		258.993	0'20.498	0'20.498	255.320							0'23.457	0'23.457	228.814
15ª - 2	1'15.129	0'54.477	Tappy		1'09.007	0'48.509	Mowlem							1'30.845	1'07.388	Farnbacher
15ª - 3	2'07.717	0'52.588	PIT		1'40.904	0'31.897								2'20.209	0'49.364	PIT
16ª - 1				253.522	0'21.203	0'21.203	253.522									
16ª - 2				253.522	1'18.722	0'57.519	Mowlem									
16ª - 3				253.522	2'12.625	0'53.903	PIT									

Ideal Lap	
0'19.943	0'19.943
1'07.448	0'47.505
1'39.076	0'31.628

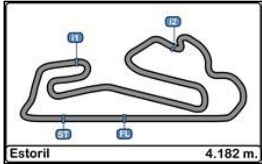
Ideal Lap	
0'20.334	0'20.334
1'08.843	0'48.509
1'40.740	0'31.897

Ideal Lap	
0'19.999	0'19.999
1'08.152	0'48.153
1'39.937	0'31.785

Ideal Lap	
0'20.330	0'20.330
1'08.406	0'48.076
1'40.365	0'31.959

Ideal Lap	
0'19.834	0'19.834
1'07.410	0'47.576
1'39.142	0'31.732

Ideal Best Lap	
0'19.829	0'19.829
1'07.334	0'47.505
1'38.824	0'31.490



Autodromo do Estoril International GT Open Qualifying - 2

LAP ANALYSIS

30/04/2017

Number	62			65			74			88			99			
	Lap	Lap Time	Partial	Speed	Lap Time	Partial	Speed	Lap Time	Partial	Speed	Lap Time	Partial	Speed	Lap Time	Partial	Speed
1 ^a - 1	0'23.511	0'23.511		244.344	0'23.876	0'23.876	243.244	0'22.516	0'22.516	246.014	0'22.697	0'22.697	247.707	0'24.677	0'24.677	216.868
1 ^a - 2	1'17.321	0'53.810	Guedes		1'18.215	0'54.339	Bouveng	1'16.461	0'53.945	Konrad	1'17.527	0'54.830	West	1'21.718	0'57.041	Silva
1 ^a - 3	1'52.408	0'35.087			1'54.184	0'35.969		1'51.935	0'35.474		1'53.764	0'36.237		2'00.244	0'38.526	
2 ^a - 1	0'23.541	0'23.541		243.793	0'22.694	0'22.694	247.140	0'22.655	0'22.655	247.140	0'22.392	0'22.392	252.337	0'23.197	0'23.197	235.808
2 ^a - 2	1'18.803	0'55.262	Guedes		1'17.071	0'54.377	Bouveng	1'16.939	0'54.284	Konrad	1'17.236	0'54.844	West	1'17.746	0'54.549	Silva
2 ^a - 3	1'54.910	0'36.107			2'00.002	0'42.931	PIT	1'52.219	0'35.280		1'55.007	0'37.771		1'54.103	0'36.357	
3 ^a - 1	0'23.190	0'23.190		237.886	1'21.149	1'21.149		0'22.428	0'22.428	247.140	0'22.839	0'22.839	252.337	0'23.033	0'23.033	242.697
3 ^a - 2	1'17.637	0'54.447	Guedes		2'20.067	0'58.918	Bouveng	1'16.187	0'53.759	Konrad	1'17.306	0'54.467	West	1'17.568	0'54.535	Silva
3 ^a - 3	1'53.939	0'36.302			2'55.129	0'35.062		1'51.781	0'35.594		1'52.880	0'35.574		1'53.432	0'35.864	
4 ^a - 1	0'23.200	0'23.200		246.576	0'22.068	0'22.068	248.848	0'22.625	0'22.625	246.576	0'22.525	0'22.525	253.522	0'22.850	0'22.850	246.014
4 ^a - 2	1'18.077	0'54.877	Guedes		1'15.218	0'53.150	Bouveng	1'16.768	0'54.143	Konrad	1'16.333	0'53.808	West	1'17.055	0'54.205	Silva
4 ^a - 3	1'53.893	0'35.816			1'50.291	0'35.073		2'02.850	0'46.082	PIT	1'52.264	0'35.931		1'52.932	0'35.877	
5 ^a - 1	0'22.709	0'22.709		250.581	0'22.299	0'22.299	250.580	2'05.649	2'05.649		0'23.120	0'23.120	253.522	0'22.568	0'22.568	248.848
5 ^a - 2	1'17.713	0'55.004	Guedes		1'16.236	0'53.937	Bouveng	3'00.305	0'54.656	Konrad	1'17.223	0'54.103	West	1'16.961	0'54.393	Silva
5 ^a - 3	1'54.399	0'36.686			1'51.386	0'35.150		3'36.218	0'35.913		2'00.595	0'43.372	PIT	1'53.285	0'36.324	
6 ^a - 1	0'22.897	0'22.897		246.576	0'23.166	0'23.166	249.423	0'22.016	0'22.016	248.848	1'17.372	1'17.372		0'22.633	0'22.633	247.707
6 ^a - 2	1'18.198	0'55.301	Guedes		1'18.414	0'55.248	Bouveng	1'14.789	0'52.773	Konrad	2'12.913	0'55.541	West	1'17.006	0'54.373	Silva
6 ^a - 3	2'02.230	0'44.032	PIT		2'01.440	0'43.026	PIT	1'49.375	0'34.586		2'48.408	0'35.495		1'52.860	0'35.854	
7 ^a - 1	2'34.323	2'34.323			4'37.644	4'37.644		0'21.839	0'21.839	249.423	0'22.029	0'22.029	253.522	0'22.843	0'22.843	247.707
7 ^a - 2	3'33.427	0'59.104	Guedes		5'29.537	0'51.893	Bouveng	1'15.093	0'53.254	Konrad	1'15.631	0'53.602	West	1'17.171	0'54.328	Silva
7 ^a - 3	4'09.439	0'36.012			6'03.429	0'33.892		2'02.279	0'47.186	PIT	1'50.924	0'35.293		1'53.008	0'35.837	
8 ^a - 1	0'22.016	0'22.016		250.581	0'21.345	0'21.345	253.522	4'46.346	4'46.346		0'21.997	0'21.997	253.522	0'22.574	0'22.574	249.423
8 ^a - 2	1'14.395	0'52.379	Guedes		1'10.398	0'49.053	Bouveng	5'37.162	0'50.816	Konrad	1'15.863	0'53.866	West	1'17.753	0'55.179	Silva
8 ^a - 3	1'49.065	0'34.670			1'43.928	0'33.530		6'10.374	0'33.212		1'51.309	0'35.446		2'02.376	0'44.623	PIT
9 ^a - 1	0'22.880	0'22.880		252.337	0'20.863	0'20.863	255.320	0'21.276	0'21.276	254.118	0'21.978	0'21.978	254.717	3'02.105	3'02.105	
9 ^a - 2	1'17.167	0'54.287	Guedes		1'10.323	0'49.460	Bouveng	1'11.648	0'50.372	Konrad	1'15.612	0'53.634	West	3'58.075	0'55.970	Silva
9 ^a - 3	2'00.409	0'43.242	PIT		1'49.546	0'39.223	PIT	1'44.448	0'32.800		1'57.035	0'41.423	PIT	4'35.207	0'37.132	
10 ^a - 1	1'47.964	1'47.964			1'08.284	1'08.284		0'20.672	0'20.672	254.118	1'09.008	1'09.008		0'21.890	0'21.890	248.276
10 ^a - 2	2'38.556	0'50.592	Guedes		1'57.249	0'48.965	Bouveng	1'08.938	0'48.266	Konrad	2'03.959	0'54.951	West	1'13.594	0'51.704	Silva
10 ^a - 3	3'12.568	0'34.012			2'29.916	0'32.667		1'40.985	0'32.047		2'40.262	0'36.303		1'56.183	0'42.589	PIT
11 ^a - 1	0'20.954	0'20.954		254.717	0'20.271	0'20.271	255.925	0'20.331	0'20.331	254.718	0'21.671	0'21.671	257.143	1'22.216	1'22.216	
11 ^a - 2	1'10.123	0'49.169	Guedes		1'08.399	0'48.128	Bouveng	1'08.292	0'47.961	Konrad	1'12.691	0'51.020	West	2'14.213	0'51.997	Silva
11 ^a - 3	1'43.100	0'32.977			1'40.512	0'32.113		1'40.540	0'32.248		1'49.526	0'36.835		2'49.808	0'35.595	
12 ^a - 1	0'20.685	0'20.685		256.533	0'20.143	0'20.143	256.533	0'20.176	0'20.176	254.717	0'22.236	0'22.236	257.757	0'21.527	0'21.527	252.337
12 ^a - 2	1'09.685	0'49.000	Guedes		1'08.284	0'48.141	Bouveng	1'08.369	0'48.193	Konrad	1'16.798	0'54.562	West	1'12.351	0'50.824	Silva
12 ^a - 3	1'42.200	0'32.515			1'40.758	0'32.474		1'40.811	0'32.442		1'52.134	0'35.336		1'46.645	0'34.294	
13 ^a - 1	0'20.359	0'20.359		257.757	0'25.228	0'25.228	205.324	0'23.170	0'23.170	197.441	0'21.266	0'21.266	257.757	0'21.203	0'21.203	252.928
13 ^a - 2	1'08.990	0'48.631	Guedes		1'21.969	0'56.741	Bouveng	1'17.443	0'54.273	Konrad	1'11.701	0'50.435	West	1'11.434	0'50.231	Silva
13 ^a - 3	1'41.866	0'32.876			2'05.897	0'43.928	PIT	2'01.881	0'44.438	PIT	1'45.606	0'33.905		1'44.568	0'33.134	
14 ^a - 1	0'22.771	0'22.771		209.303							0'20.993	0'20.993	259.616	0'23.070	0'23.070	233.767
14 ^a - 2	1'15.955	0'53.184	Guedes								1'10.868	0'49.875	West	1'25.436	1'02.366	Silva
14 ^a - 3	2'40.379	1'24.424	PIT								1'44.274	0'33.406		2'19.137	0'53.701	PIT
15 ^a - 1											0'23.011	0'23.011	224.067			
15 ^a - 2											1'19.669	0'56.658	West			
15 ^a - 3											2'12.394	0'52.725	PIT			
16 ^a - 1																
16 ^a - 2																
16 ^a - 3																

Ideal Lap	
0'20.359	0'20.359
1'08.990	0'48.631
1'41.505	0'32.515

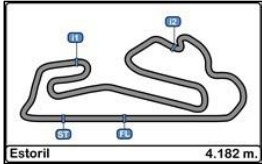
Ideal Lap	
0'20.143	0'20.143
1'08.271	0'48.128
1'40.384	0'32.113

Ideal Lap	
0'20.176	0'20.176
1'08.137	0'47.961
1'40.184	0'32.047

Ideal Lap	
0'20.993	0'20.993
1'10.868	0'49.875
1'44.274	0'33.406

Ideal Lap	
0'21.203	0'21.203
1'11.434	0'50.231
1'44.568	0'33.134

Ideal Best Lap	
0'19.829	0'19.829
1'07.334	0'47.505
1'38.824	0'31.490



**Autodromo do Estoril
International GT Open
Qualifying - 2**

LAP ANALYSIS

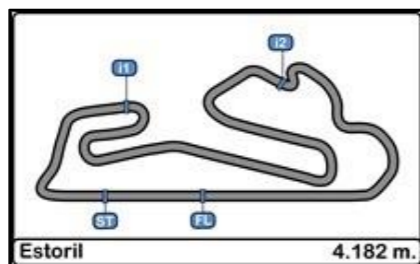
30/04/2017

Number	488			555		
	Lap Time	Partial	Speed	Lap Time	Partial	Speed
1ª - 1	0'22.139	0'22.139	248.276	0'22.441	0'22.441	248.276
1ª - 2	1'15.051	0'52.912	Mac Jensen	1'15.147	0'52.706	Hamaguchi
1ª - 3	1'49.989	0'34.938		1'50.932	0'35.785	
2ª - 1	0'22.230	0'22.230	248.848	0'22.361	0'22.361	249.423
2ª - 2	1'15.520	0'53.290	Mac Jensen	1'16.218	0'53.857	Hamaguchi
2ª - 3	1'50.800	0'35.280		1'52.471	0'36.253	
3ª - 1	0'22.349	0'22.349	250.001	0'22.458	0'22.458	250.000
3ª - 2	1'15.775	0'53.426	Mac Jensen	1'15.592	0'53.134	Hamaguchi
3ª - 3	1'51.035	0'35.260		1'51.620	0'36.028	
4ª - 1	0'22.222	0'22.222	252.337	0'22.432	0'22.432	248.848
4ª - 2	1'16.146	0'53.924	Mac Jensen	1'15.562	0'53.130	Hamaguchi
4ª - 3	1'51.509	0'35.363		1'52.010	0'36.448	
5ª - 1	0'22.306	0'22.306	248.848	0'22.713	0'22.713	250.001
5ª - 2	1'15.990	0'53.684	Mac Jensen	1'16.043	0'53.330	Hamaguchi
5ª - 3	1'59.085	0'43.095	PIT	2'02.725	0'46.682	PIT
6ª - 1	6'04.057	6'04.057		4'26.265	4'26.265	
6ª - 2	6'55.143	0'51.086	Mac Jensen	5'22.803	0'56.538	Hamaguchi
6ª - 3	7'29.087	0'33.944		5'59.812	0'37.009	
7ª - 1	0'20.580	0'20.580	255.320	0'21.999	0'21.999	251.163
7ª - 2	1'09.036	0'48.456	Mac Jensen	1'13.640	0'51.641	Hamaguchi
7ª - 3	1'41.893	0'32.857		1'56.115	0'42.475	PIT
8ª - 1	0'20.297	0'20.297	255.925	1'34.433	1'34.433	
8ª - 2	1'08.578	0'48.281	Mac Jensen	2'26.782	0'52.349	Hamaguchi
8ª - 3	1'41.748	0'33.170		3'08.516	0'41.734	
9ª - 1	0'20.096	0'20.096	255.925	0'20.881	0'20.881	253.522
9ª - 2	1'07.911	0'47.815	Mac Jensen	1'10.202	0'49.321	Hamaguchi
9ª - 3	1'42.752	0'34.841		1'43.643	0'33.441	
10ª - 1	0'20.251	0'20.251	257.143	0'20.695	0'20.695	256.533
10ª - 2	1'08.066	0'47.815	Mac Jensen	1'08.943	0'48.248	Hamaguchi
10ª - 3	1'40.977	0'32.911		1'41.979	0'33.036	
11ª - 1	0'20.737	0'20.737	257.757	0'20.538	0'20.538	257.143
11ª - 2	1'08.945	0'48.208	Mac Jensen	1'08.484	0'47.946	Hamaguchi
11ª - 3	1'42.372	0'33.427		1'40.873	0'32.389	
12ª - 1	0'20.037	<u>0'20.037</u>	257.143	0'20.191	0'20.191	257.143
12ª - 2	1'07.737	<u>0'47.700</u>	Mac Jensen	1'08.091	0'47.900	Hamaguchi
12ª - 3	<u>1'40.431</u>	<u>0'32.694</u>		1'40.185	0'32.094	
13ª - 1	0'25.826	0'25.826	198.530	0'19.993	<u>0'19.993</u>	258.374
13ª - 2	1'20.550	0'54.724	Mac Jensen	1'07.691	<u>0'47.698</u>	Hamaguchi
13ª - 3	2'16.970	0'56.420	PIT	<u>1'39.638</u>	<u>0'31.947</u>	
14ª - 1				0'24.852	0'24.852	243.244
14ª - 2				1'27.459	1'02.607	Hamaguchi
14ª - 3				2'19.825	0'52.366	PIT
15ª - 1						
15ª - 2						
15ª - 3						
16ª - 1						
16ª - 2						
16ª - 3						

Ideal Lap	
0'20.037	0'20.037
1'07.737	0'47.700
1'40.431	0'32.694

Ideal Lap	
0'19.993	0'19.993
1'07.691	0'47.698
1'39.638	0'31.947

Ideal Best Lap	
0'19.829	0'19.829
1'07.334	0'47.505
1'38.824	0'31.490

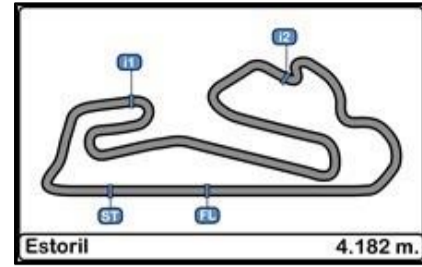


Autodromo do Estoril International GT Open Qualifying - 2

Best Sectors Results

30/04/2017

Sector - 1				Sector - 2				Sector - 3				Ideal Lap vs Best Lap			
Ord.	Nº	Driver	Time	Nº	Driver	Time	Nº	Driver	Time	Ord.	Nº	Driver	Ideal Lap	Best Lap	Ord.
1	10	Michael Meadows	19.829	24	Duncan Tappy	47.505	12	Nonô Figueiredo	31.490	1	24	Duncan Tappy	1'39.076	1'39.076	1
2	55	Dominik Farnbacher	19.834	55	Dominik Farnbacher	47.576	24	Duncan Tappy	31.628	2	55	Dominik Farnbacher	1'39.142	1'39.415	2
3	24	Duncan Tappy	19.943	555	Hiroshi Hamaguchi	47.698	55	Dominik Farnbacher	31.732	3	555	Hiroshi Hamaguchi	1'39.638	1'39.638	3
4	7	Francesco Sini	19.976	488	Mikkel Mac Jensen	47.700	51	António Félix da Costa	31.785	4	10	Michael Meadows	1'39.810	1'39.836	4
5	555	Hiroshi Hamaguchi	19.993	10	Michael Meadows	47.951	25	Johnny Mowlem	31.897	5	51	António Félix da Costa	1'39.937	1'40.127	6
6	51	António Félix da Costa	19.999	74	Martin Konrad	47.961	555	Hiroshi Hamaguchi	31.947	6	1	Thomas Biagi	1'40.104	1'40.104	5
7	488	Mikkel Mac Jensen	20.037	23	Andrea Fontana	47.964	1	Thomas Biagi	31.957	7	74	Martin Konrad	1'40.184	1'40.540	12
8	23	Andrea Fontana	20.096	1	Thomas Biagi	47.989	54	Philipp Frommenwiler	31.959	8	12	Nonô Figueiredo	1'40.264	1'40.311	7
9	65	Victor Bouveng	20.143	54	Philipp Frommenwiler	48.076	10	Michael Meadows	32.030	9	23	Andrea Fontana	1'40.298	1'40.927	14
10	1	Thomas Biagi	20.158	65	Victor Bouveng	48.128	74	Martin Konrad	32.047	10	54	Philipp Frommenwiler	1'40.365	1'40.495	9
11	74	Martin Konrad	20.176	51	António Félix da Costa	48.153	65	Victor Bouveng	32.113	11	7	Francesco Sini	1'40.382	1'40.502	10
12	12	Nonô Figueiredo	20.302	7	Francesco Sini	48.209	7	Francesco Sini	32.197	12	65	Victor Bouveng	1'40.384	1'40.512	11
13	54	Philipp Frommenwiler	20.330	8	Piergiuseppe Perazzini	48.345	23	Andrea Fontana	32.238	13	488	Mikkel Mac Jensen	1'40.431	1'40.431	8
14	25	Johnny Mowlem	20.334	12	Nonô Figueiredo	48.472	62	Jose Francisco Guedes	32.515	14	25	Johnny Mowlem	1'40.740	1'40.904	13
15	62	Jose Francisco Guedes	20.359	25	Johnny Mowlem	48.509	488	Mikkel Mac Jensen	32.694	15	62	Jose Francisco Guedes	1'41.505	1'41.866	15
16	22	Shaun Balfe	20.394	62	Jose Francisco Guedes	48.631	11	Edoardo Liberati	32.806	16	8	Piergiuseppe Perazzini	1'41.787	1'41.902	16
17	11	Edoardo Liberati	20.497	22	Shaun Balfe	49.013	20	Valentin Pierburg	32.816	17	22	Shaun Balfe	1'42.240	1'43.065	18
18	8	Piergiuseppe Perazzini	20.573	16	Marcelo Hahn	49.035	22	Shaun Balfe	32.833	18	11	Edoardo Liberati	1'42.381	1'42.447	17
19	20	Valentin Pierburg	20.875	11	Edoardo Liberati	49.078	8	Piergiuseppe Perazzini	32.869	19	16	Marcelo Hahn	1'43.225	1'43.225	19
20	88	Alexander West	20.993	20	Valentin Pierburg	49.688	99	Luis Silva	33.134	20	20	Valentin Pierburg	1'43.379	1'43.823	20
21	16	Marcelo Hahn	21.041	88	Alexander West	49.875	16	Marcelo Hahn	33.149	21	88	Alexander West	1'44.274	1'44.274	21
22	99	Luis Silva	21.203	99	Luis Silva	50.231	88	Alexander West	33.406	22	99	Luis Silva	1'44.568	1'44.568	22



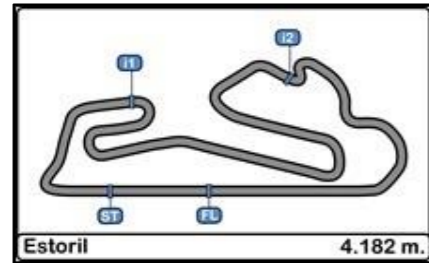
**Autodromo do Estoril
International GT Open
Qualifying - 2**

Best Top Speeds

30/04/2017

Ord.	Nº	Entrant / Team	Nat.	Driver	Nat.	St.	Driver 2	Nat.	St.	Vehicle	Cat.	Cla.	Top 1		Top 2		Top 3		Top 4		Top 5		Avg.
													Km/h	Lap	Km/h	Lap	Km/h	Lap	Km/h	Lap	Km/h	Lap	
1	22	Shaun Balfe / Balfe Motorsport	GBR	Shaun Balfe	GBR	Bronze	Rob Bell	GBR	Platinum	McLaren 650 S GT3 2015	PROAM	1º	262.774	14	260.870	12	256.532	13	251.748	10	249.423	4	256.269
2	7	Solaris Motorsport	ITA	Francesco Sini	ITA	Gold	Mauro Calamia	CHE	Silver	Aston Martin Vantage GT3	PRO	1º	262.136	12	261.501	15	261.501	13	261.501	14	257.757	11	260.879
3	10	Jordan Racing	GBR	Jordan Witt	GBR	Bronze	Michael Meadows	GBR	Bronze	Bentley GT3	PROAM	2º	261.501	10	260.870	9	260.870	11	249.423	7	243.243	4	255.181
4	51	RACE / BMW Team Teo Martin	ESP	Lourenço Beirão da Veiga	PRT	Silver	António Félix da Costa	PRT	Gold	BMW M6 GT3	PRO	2º	260.241	12	260.241	14	258.373	13	257.143	11	255.924	9	258.384
5	24	Garage 59	GBR	Michael Benham	GBR	Bronze	Duncan Tappy	GBR	Gold	McLaren 650 S GT3 2015	PROAM	3º	259.615	12	259.615	14	259.615	15	258.993	16	257.757	11	259.119
6	55	Farnbacher Racing	DEU	Dominik Farnbacher	DEU	Gold	Mario Farnbacher	DEU	Silver	Lexus RC-F GT3	PRO	3º	259.615	14	258.993	15	258.373	13	257.757	12	253.521	8	257.652
7	88	Garage 59	GBR	Alexander West	SWE	Bronze	Côme Ledogar	FRA	Platinum	McLaren 650 S GT3 2015	PROAM	4º	259.615	15	257.757	14	257.756	13	257.143	12	254.717	10	257.398
8	1	Imperiale Racing	ITA	Thomas Biagi	ITA	Gold	Giovanni Venturini	ITA	Gold	Lamborghini Huracan GT3	PRO	4º	258.993	13	253.521	14	252.336	12	240.535	7	236.842	10	248.445
9	54	Emil Frey Lexus Racing	CHE	Albert Costa	ESP	Gold	Philipp Frommenwiler	CHE	Silver	Lexus RC-F GT3	PRO	5º	258.993	12	257.757	13	257.756	11	249.423	8	246.575	4	254.101
10	555	FFF Racing Team by ACM	CHN	Hiroshi Hamaguchi	JPN	Bronze	Vitantonio Liuzzi	ITA	Platinum	Lamborghini Huracan GT3	PROAM	5º	258.373	14	257.143	12	257.143	13	256.532	11	253.521	10	256.542
11	62	RACE / BMW Team Teo Martin	ESP	Filipe Barreiros	PRT	Bronze	Jose Francisco Guedes	PRT	Bronze	BMW M6 GT3	AM	1º	257.757	14	256.532	13	254.717	12	252.336	10	250.580	6	254.384
12	488	Spirit of Race	CHE	Miguel Ramos	PRT	Silver	Mikkel Mac Jensen	DNK	Gold	Ferrari 488 GT	PRO	6º	257.757	12	257.143	11	257.143	13	255.924	10	255.924	9	256.778
13	8	AF Corse	ITA	Piergiuseppe Perazzini	ITA	Bronze	Marco Cioci	ITA	Gold	Ferrari 488 GT	PROAM	6º	257.756	13	255.319	14	254.118	11	253.521	12	244.898	4	253.122
14	12	Sports and You	PRT	Marcio Basso	BRA	Bronze	Nonô Figueiredo	BRA	Gold	Mercedes AMG GT3	AM	2º	257.143	11	255.319	10	250.580	6	246.575	12	234.783	5	248.880
15	23	Imperiale Racing	ITA	Vito Postiglione	ITA	Gold	Andrea Fontana	ITA	Silver	Lamborghini Huracan GT3	PRO	7º	257.143	13	256.532	11	255.924	12	254.717	10	254.717	9	255.807
16	20	SPS Automotive Performance	DEU	Valentin Pierburg	DEU		Tom Onslow-Cole	GBR	Gold	Mercedes AMG GT3	PROAM	7º	256.532	14	256.532	15	255.924	13	253.521	12	253.521	11	255.206
17	25	FF Corse	GBR	Ivor Dunbar	GBR	Bronze	Johnny Mowlem	GBR	Gold	Ferrari 488 GT3	PROAM	8º	256.532	15	255.924	14	255.319	13	255.319	16	254.118	12	255.442
18	65	RACE / BMW Team Teo Martin	ESP	Victor Bouveng	SWE	Silver	Fran Rueda	ESP	Silver	BMW M6 GT3	PRO	8º	256.532	13	255.924	12	255.319	10	253.521	9	250.580	6	254.375
19	11	Ratón Racing	ITA	Edoardo Liberati	ITA	Silver	Kang Ling	CHN	Silver	Lamborghini Huracan GT3	PRO	9º	255.319	11	255.319	12	255.319	13	254.717	10	253.521	8	254.839
20	74	MS Racing	AUT	Alexander Hrachowina	AUT	Bronze	Martin Konrad	AUT	Bronze	Mercedes AMG GT3	AM	3º	254.717	12	254.717	13	254.118	10	254.118	11	249.423	8	253.418
21	16	Drivex School	ESP	Marcelo Hahn	BRA	Bronze	Allam Khodair	BRA	Gold	Mercedes AMG GT3	PROAM	9º	252.927	13	252.927	14	251.163	12	248.276	11	247.706	7	250.600
22	99	Sports and You	PRT	António Coimbra	PRT	Bronze	Luis Silva	PRT	Bronze	Mercedes AMG GT3	AM	4º	252.927	14	252.336	13	249.423	9	248.848	6	248.276	11	250.362



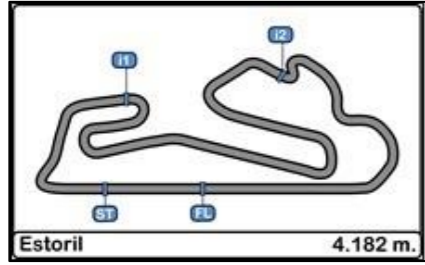


Autodromo do Estoril International GT Open Qualifying - 2

Fastest Lap Sequence

30/04/2017

Time of Day	Session Time	Nº	Entrant / Team	Nat.	Driver	Nat.	St.	Driver 2	Nat.	St.	Vehicle	Cat.	Time	Km/h	Lap
9:48'59.678	3'51.004	51	RACE / BMW Team Teo Martin	ESP	Lourenço Beirão da Veiga	PRT	Silver	António Félix da Costa	PRT	Gold	BMW M6 GT3	PRO	1'57.214	128.442	2
9:48'59.319	3'51.063	65	RACE / BMW Team Teo Martin	ESP	Victor Bouveng	SWE	Silver	Fran Rueda	ESP	Silver	BMW M6 GT3	PRO	1'54.184	131.850	2
9:49'00.413	3'52.196	25	FF Corse	GBR	Ivor Dunbar	GBR	Bronze	Johnny Mowlem	GBR	Gold	Ferrari 488 GT3	PROAM	1'52.676	133.615	2
9:49'02.211	3'53.882	74	MS Racing	AUT	Alexander Hrachowina	AUT	Bronze	Martin Konrad	AUT	Bronze	Mercedes AMG GT3	AM	1'51.935	134.499	2
9:49'10.232	4'01.964	8	AF Corse	ITA	Piergiuseppe Perazzini	ITA	Bronze	Marco Cioci	ITA	Gold	Ferrari 488 GT	PROAM	1'51.555	134.958	2
9:49'11.464	4'03.114	55	Farnbacher Racing	DEU	Dominik Farnbacher	DEU	Gold	Mario Farnbacher	DEU	Silver	Lexus RC-F GT3	PRO	1'51.512	135.010	2
9:49'17.141	4'08.997	555	FFF Racing Team by ACM	CHN	Hiroshi Hamaguchi	JPN	Bronze	Vitantonio Liuzzi	ITA	Platinum	Lamborghini Huracan GT3	PROAM	1'50.932	135.716	2
9:50'05.744	4'57.486	24	Garage 59	GBR	Michael Benham	GBR	Bronze	Duncan Tappy	GBR	Gold	McLaren 650 S GT3 2015	PROAM	1'50.094	136.749	2
9:50'32.599	5'24.416	488	Spirit of Race	CHE	Miguel Ramos	PRT	Silver	Mikkel Mac Jensen	DNK	Gold	Ferrari 488 GT	PRO	1'49.989	136.879	2
10:00'14.575	15'06.325	74	MS Racing	AUT	Alexander Hrachowina	AUT	Bronze	Martin Konrad	AUT	Bronze	Mercedes AMG GT3	AM	1'49.375	137.648	7
10:00'24.867	15'16.562	24	Garage 59	GBR	Michael Benham	GBR	Bronze	Duncan Tappy	GBR	Gold	McLaren 650 S GT3 2015	PROAM	1'47.699	139.790	7
10:04'23.940	19'15.642	51	RACE / BMW Team Teo Martin	ESP	Lourenço Beirão da Veiga	PRT	Silver	António Félix da Costa	PRT	Gold	BMW M6 GT3	PRO	1'44.001	144.760	8
10:06'47.041	21'38.741	24	Garage 59	GBR	Michael Benham	GBR	Bronze	Duncan Tappy	GBR	Gold	McLaren 650 S GT3 2015	PROAM	1'43.186	145.904	10
10:07'16.103	22'07.825	488	Spirit of Race	CHE	Miguel Ramos	PRT	Silver	Mikkel Mac Jensen	DNK	Gold	Ferrari 488 GT	PRO	1'41.893	147.755	8
10:08'28.660	23'20.387	24	Garage 59	GBR	Michael Benham	GBR	Bronze	Duncan Tappy	GBR	Gold	McLaren 650 S GT3 2015	PROAM	1'41.646	148.114	11
10:10'41.183	25'32.946	51	RACE / BMW Team Teo Martin	ESP	Lourenço Beirão da Veiga	PRT	Silver	António Félix da Costa	PRT	Gold	BMW M6 GT3	PRO	1'41.061	148.971	11
10:11'15.233	26'06.943	55	Farnbacher Racing	DEU	Dominik Farnbacher	DEU	Gold	Mario Farnbacher	DEU	Silver	Lexus RC-F GT3	PRO	1'39.782	150.881	12
10:14'19.634	29'11.400	24	Garage 59	GBR	Michael Benham	GBR	Bronze	Duncan Tappy	GBR	Gold	McLaren 650 S GT3 2015	PROAM	1'39.714	150.984	14
10:15'58.777	30'50.476	24	Garage 59	GBR	Michael Benham	GBR	Bronze	Duncan Tappy	GBR	Gold	McLaren 650 S GT3 2015	PROAM	1'39.076	151.956	15



**Autodromo do Estoril
International GT Open
Qualifying - 2**

Weather Report

30/04/2017

Track Status WET

