

Circuit Paul Ricard
International GT Open
Qualifying - 2

Results

11/06/2017

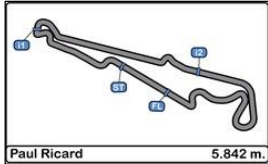
Ord.	Nº	Entrant / Team	Nat.	Driver	Nat.	St.	Driver 2	Nat.	St.	Vehicle	Cat.	Clas.	Laps	Best	Time	Gap	Interval	Km/h
1	5	SF Racing	CHN	Fu Songyang	CHN	Bronze	<u>Andrea Caldarelli</u>	ITA	Gold	Ferrari 488 GT3	PROAM	1º	11	7	2'03.572			170.194
2	19	Lechner Racing	AUT	Mario Plachutta	AUT	Bronze	<u>Thomas Jäger</u>	AUT	Gold	Mercedes AMG GT3	PROAM	2º	7	7	2'03.916	0"344	0"344	169.721
3	8	AF Corse	ITA	Piergiuseppe Perazzini	ITA	Bronze	<u>Marco Cioci</u>	ITA	Gold	Ferrari 488 GT3	PROAM	3º	9	9	2'04.003	0"431	0"087	169.602
4	65	RACE / BMW Team Teo Martin	ESP	Victor Bouveng	SWE	Silver	<u>Fran Rueda</u>	ESP	Silver	BMW M6 GT3	PRO	1º	10	7	2'04.394	0"822	0"391	169.069
5	23	Imperiale Racing	ITA	<u>Vito Postiglione</u>	ITA	Gold	Andrea Fontana	ITA	Silver	Lamborghini Huracan GT3	PRO	2º	11	9	2'04.677	1"105	0"283	168.685
6	88	Garage 59	GBR	Alexander West	SWE	Bronze	<u>Côme Ledogar</u>	FRA	Platinum	McLaren 650 S GT3 2015	PROAM	4º	8	8	2'04.737	1"165	0"060	168.604
7	16	Drivex School	ESP	Marcelo Hahn	BRA	Bronze	<u>Alan Hellmeister</u>	BRA	Bronze	Mercedes AMG GT3	PROAM	5º	8	7	2'04.771	1"199	0"034	168.558
8	51	RACE / BMW Team Teo Martin	ESP	<u>Lourenço Beirão da Veiga</u>	PRT	Silver	Augusto Farfus	BRA	Platinum	BMW M6 GT3	PRO	3º	13	11	2'04.919	1"347	0"148	168.359
9	488	Spirit of Race	CHE	<u>Miguel Ramos</u>	PRT	Silver	Mikkel Mac	DNK	Gold	Ferrari 488 GT3	PRO	4º	11	10	2'05.025	1"453	0"106	168.216
10	48	Spirit of Race / Kaspersky Motorsport	CHE	Alex Moiseev	RUS	Bronze	<u>Davide Rizzo</u>	ITA	Bronze	Ferrari 488 GT3	AM	1º	9	8	2'05.173	1"601	0"148	168.017
11	11	Ratón Racing	ITA	Edoardo Liberati	ITA	Silver	<u>Kang Ling</u>	CHN	Silver	Lamborghini Huracan GT3	PRO	5º	10	8	2'05.215	1"643	0"042	167.961
12	1	Imperiale Racing	ITA	<u>Thomas Biagi</u>	ITA	Gold	Giovanni Venturini	ITA	Gold	Lamborghini Huracan GT3	PRO	6º	10	6	2'05.369	1"797	0"154	167.754
13	74	MS Racing	AUT	Alexander Hrachowina	AUT	Bronze	<u>Martin Konrad</u>	AUT	Bronze	Mercedes AMG GT3	AM	2º	4	2	2'05.382	1"810	0"013	167.737
14	54	Emil Frey Lexus Racing	CHE	Albert Costa	ESP	Gold	<u>Philipp Frommenwiler</u>	CHE	Silver	Lexus RC-F GT3	PRO	7º	5	5	2'05.396	1"824	0"014	167.718
15	25	FF Corse	GBR	Ivor Dunbar	GBR	Bronze	<u>Johnny Mowlem</u>	GBR	Gold	Ferrari 488 GT3	PROAM	6º	11	8	2'05.415	1"843	0"019	167.693
16	55	Farnbacher Racing	DEU	Dominik Farnbacher	DEU	Gold	<u>Mario Farnbacher</u>	DEU	Silver	Lexus RC-F GT3	PRO	8º	11	8	2'05.829	2"257	0"414	167.141
17	12	Sports and You	PRT	Marcio Basso	BRA	Bronze	<u>José Balbiani</u>	ARG	Bronze	Mercedes AMG GT3	AM	3º	11	7	2'06.135	2"563	0"306	166.736
18	7	Solaris Motorsport	ITA	Francesco Sini	ITA	Gold	<u>Mauro Calamia</u>	CHE	Silver	Aston Martin Vantage GT3	PRO	9º	10	8	2'06.152	2"580	0"017	166.713
19	32	Antonelli Motorsport	ITA	Mikaël Grenier	CAN	Silver	<u>Kikko Galbiati</u>	ITA	Silver	Lamborghini Huracan GT3	PRO	10º	14	11	2'06.237	2"665	0"085	166.601
20	22	Shaun Balfe / Balfe Motorsport	GBR	<u>Shaun Balfe</u>	GBR	Bronze	Rob Bell	GBR	Platinum	McLaren 650 S GT3 2015	PROAM	7º	8	8	2'06.283	2"711	0"046	166.540
21	20	SPS Automotive Performance	DEU	<u>Valentin Pierburg</u>	DEU	Bronze	Tom Onslow-Cole	GBR	Gold	Mercedes AMG GT3	PROAM	8º	12	11	2'06.514	2"942	0"231	166.236
22	24	Garage 59	GBR	<u>Michael Benham</u>	GBR	Bronze	Duncan Tappy	GBR	Gold	McLaren 650 S GT3 2015	PROAM	9º	9	8	2'07.129	3"557	0"615	165.432
23	99	Sports and You	PRT	António Coimbra	PRT	Bronze	<u>Luis Silva</u>	PRT	Bronze	Mercedes AMG GT3	AM	4º	11	5	2'09.849	6"277	2"720	161.967
24	21	Konrad Motorsport	DEU	Hendrick Still	DEU	Silver	<u>Paul Scheuschner</u>	DEU	Bronze	Lamborghini Huracan GT3	PROAM	10º	9	7	2'10.496	6"924	0"647	161.164
25	46	Bruno Abric / AB Sport Auto	FRA	<u>Harry Teneketzian</u>	FRA	Bronze	Joffrey De Narda	FRA	Silver	Lamborghini Huracan GT3	PROAM	11º	12	11	2'12.208	8"636	1"712	159.077

Published at:.....

Track Status **DRY**

Stewards: 	Race Director: 	Timekeeper: 
----------------------	---------------------------	---





Circuit Paul Ricard
International GT Open
Qualifying - 2

LAP ANALYSIS

11/06/2017

Number	1			5			7			8			11		
	Lap	Lap Time	Speed	Lap Time	Partial	Speed	Lap Time	Partial	Speed	Lap Time	Partial	Speed	Lap Time	Partial	Speed
1 ^a - 1	0'36.163	0'36.163		0'36.676	0'36.676	244.898	0'36.345	0'36.345	250.001	0'35.716	0'35.716	247.140	0'36.606	0'36.606	244.344
1 ^a - 2	1'14.480	0'38.317	Biagi	1'15.403	0'38.727	Caldarelli	1'14.680	0'38.335	Calamia	1'13.998	0'38.282	Cioci	1'15.742	0'39.136	Ling
1 ^a - 3	2'08.711	0'54.231		2'09.432	0'54.029		2'09.297	0'54.617		2'07.845	0'53.847		2'09.964	0'54.222	
2 ^a - 1	0'36.847	0'36.847	241.611	0'35.193	0'35.193	244.344	0'36.219	0'36.219	250.581	0'35.410	0'35.410	248.276	0'35.863	0'35.863	244.344
2 ^a - 2	1'15.328	0'38.481	Biagi	1'12.990	0'37.797	Caldarelli	1'14.438	0'38.219	Calamia	1'13.685	0'38.275	Cioci	1'14.460	0'38.597	Ling
2 ^a - 3	2'21.044	1'05.716	PIT	2'06.396	0'53.406		2'09.051	0'54.613		2'07.718	0'54.033		2'08.980	0'54.520	
3 ^a - 1	9'07.849	9'07.849	126.022	0'35.116	0'35.116	245.455	0'36.003	0'36.003	252.337	0'35.353	0'35.353	247.140	0'35.740	0'35.740	244.898
3 ^a - 2	9'48.556	0'40.707	Biagi	1'12.867	0'37.751	Caldarelli	1'14.154	0'38.151	Calamia	1'13.630	0'38.277	Cioci	1'14.219	0'38.479	Ling
3 ^a - 3	10'44.345	0'55.789		2'06.016	0'53.149		2'08.531	0'54.377		10'06.904	8'53.274	PIT	2'08.528	0'54.309	
4 ^a - 1	0'35.371	0'35.371		0'34.960	0'34.960	244.898	0'37.284	0'37.284	234.274	0'56.619	0'56.619		0'36.275	0'36.275	246.014
4 ^a - 2	1'13.035	0'37.664	Biagi	1'12.617	0'37.657	Caldarelli	1'15.453	0'38.169	Calamia	1'46.461	0'49.842	Cioci	1'14.723	0'38.448	Ling
4 ^a - 3	2'05.998	0'52.963		3'38.717	2'26.100	PIT	7'42.341	6'26.888	PIT	2'41.640	0'55.179		9'16.102	8'01.379	PIT
5 ^a - 1	0'34.921	0'34.921		0'53.760	0'53.760		0'55.875	0'55.875	125.728	0'34.586	0'34.586	247.707	0'55.037	0'55.037	144.967
5 ^a - 2	1'12.392	0'37.471	Biagi	1'33.920	0'40.160	Caldarelli	1'41.756	0'45.881	Calamia	1'11.878	0'37.292	Cioci	1'34.902	0'39.865	Ling
5 ^a - 3	2'05.369	0'52.977		2'27.057	0'53.137		2'38.604	0'56.848		2'04.305	0'52.427		2'29.731	0'54.829	
6 ^a - 1	0'35.937	0'35.937		0'34.422	0'34.422		0'35.371	0'35.371	252.928	0'34.605	0'34.605	247.707	0'35.169	0'35.169	244.344
6 ^a - 2	1'15.607	0'39.670	Biagi	1'11.531	0'37.109	Caldarelli	1'12.902	0'37.531	Calamia	1'12.065	0'37.460	Cioci	1'13.081	0'37.912	Ling
6 ^a - 3	2'21.656	1'06.049	PIT	2'03.572	0'52.041		2'06.673	0'53.771		2'06.787	0'54.722		2'05.998	0'52.917	
7 ^a - 1	1'43.360	1'43.360	136.021	0'35.290	0'35.290	245.455	0'35.187	0'35.187	252.928	0'34.499	0'34.499	246.576	0'34.930	0'34.930	246.014
7 ^a - 2	2'23.667	0'40.307	Biagi	1'15.508	0'40.218	Caldarelli	1'12.887	0'37.700	Calamia	1'11.996	0'37.497	Cioci	1'12.667	0'37.737	Ling
7 ^a - 3	3'19.396	0'55.729		2'12.619	0'57.111		2'06.152	0'53.265		2'04.042	0'52.046		2'05.215	0'52.548	
8 ^a - 1	0'35.579	0'35.579		0'34.509	0'34.509		0'35.373	0'35.373	253.522	0'34.367	0'34.367	247.140	0'34.855	0'34.855	246.014
8 ^a - 2	1'13.435	0'37.856	Biagi	1'14.286	0'39.777	Caldarelli	1'13.544	0'38.171	Calamia	1'11.752	0'37.385	Cioci	1'12.630	0'37.775	Ling
8 ^a - 3	2'07.000	0'53.565		2'15.414	1'01.128		2'06.980	0'53.436		2'04.003	0'52.251		2'12.914	1'00.284	
9 ^a - 1	0'37.265	0'37.265	241.611	0'42.838	0'42.838	171.157	0'35.090	0'35.090	253.522	0'34.480	0'34.480	248.276	0'35.074	0'35.074	243.793
9 ^a - 2	1'17.891	0'40.626	Biagi	1'27.380	0'44.542	Caldarelli	1'12.722	0'37.632	Calamia	1'12.525	0'38.045	Cioci	1'12.791	0'37.717	Ling
9 ^a - 3	2'22.611	1'04.720	PIT	2'21.915	0'54.535		2'06.470	0'53.748					2'05.653	0'52.862	
10 ^a - 1				0'34.518	0'34.518	244.898	0'37.953	0'37.953	252.928				0'34.927	0'34.927	245.455
10 ^a - 2				1'11.558	0'37.040	Caldarelli	1'15.951	0'37.998	Calamia				1'12.980	0'38.053	Ling
10 ^a - 3				2'03.698	0'52.140										
11 ^a - 1				0'39.400	0'39.400	231.264									
11 ^a - 2				1'23.219	0'43.819	Caldarelli									
11 ^a - 3															
12 ^a - 1															
12 ^a - 2															
12 ^a - 3															
13 ^a - 1															
13 ^a - 2															
13 ^a - 3															

Ideal Lap	
0'34.921	0'34.921
1'12.392	0'37.471
2'05.355	0'52.963

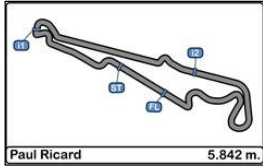
Ideal Lap	
0'34.422	0'34.422
1'11.462	0'37.040
2'03.503	0'52.041

Ideal Lap	
0'35.090	0'35.090
1'12.621	0'37.531
2'05.886	0'53.265

Ideal Lap	
0'34.367	0'34.367
1'11.659	0'37.292
2'03.705	0'52.046

Ideal Lap	
0'34.855	0'34.855
1'12.572	0'37.717
2'05.120	0'52.548

Ideal Best Lap	
0'34.350	0'34.350
1'11.390	0'37.040
2'03.431	0'52.041



Circuit Paul Ricard
International GT Open
Qualifying - 2

LAP ANALYSIS

11/06/2017

Number	12			16			19			20			21			
	Lap	Lap Time	Partial	Speed	Lap Time	Partial	Speed	Lap Time	Partial	Speed	Lap Time	Partial	Speed	Lap Time	Partial	Speed
1 ^a - 1	0'36.103	0'36.103		243.793	0'36.426	0'36.426	242.697	0'35.988	0'35.988	244.344	0'36.879	0'36.879	246.014	0'36.962	0'36.962	246.576
1 ^a - 2	1'15.380	0'39.277	Balbiani		1'15.007	0'38.581	Hellmeister	1'13.880	0'37.892	Jäger	1'16.559	0'39.680	Pierburg	1'15.901	0'38.939	Scheuschner
1 ^a - 3	2'10.582	0'55.202			2'09.396	0'54.389		2'07.762	0'53.882		2'12.397	0'55.838		2'11.670	0'55.769	
2 ^a - 1	0'35.958	0'35.958		244.898	0'35.882	0'35.882	243.793	0'35.125	0'35.125	245.455	0'37.025	0'37.025	246.014	0'37.182	0'37.182	246.576
2 ^a - 2	1'14.966	0'39.008	Balbiani		1'14.187	0'38.305	Hellmeister	1'13.023	0'37.898	Jäger	1'16.366	0'39.341	Pierburg	1'16.205	0'39.023	Scheuschner
2 ^a - 3	2'09.946	0'54.980			2'07.927	0'53.740		2'06.131	0'53.108		2'11.742	0'55.376		2'11.737	0'55.532	
3 ^a - 1	0'36.145	0'36.145		243.244	0'37.925	0'37.925	243.793	0'35.125	0'35.125	246.576	0'36.541	0'36.541	244.344	0'36.514	0'36.514	246.576
3 ^a - 2	1'15.007	0'38.862	Balbiani		1'23.265	0'45.340	Hellmeister	1'13.196	0'38.071	Jäger	1'14.940	0'38.399	Pierburg	1'15.241	0'38.727	Scheuschner
3 ^a - 3	2'10.243	0'55.236			6'09.114	4'45.849	PIT	5'49.047	4'35.851	PIT	2'09.953	0'55.013		2'10.592	0'55.351	
4 ^a - 1	0'38.043	0'38.043		191.151	0'53.177	0'53.177	135.169	0'55.652	0'55.652	132.030	0'36.633	0'36.633	244.344	0'37.314	0'37.314	247.140
4 ^a - 2	1'17.278	0'39.235	Balbiani		1'34.144	0'40.967	Hellmeister	1'34.837	0'39.185	Jäger	1'15.950	0'39.317	Pierburg	1'16.527	0'39.213	Scheuschner
4 ^a - 3	2'22.519	1'05.241	PIT		2'29.922	0'55.778		2'28.707	0'53.870		5'20.268	4'04.318	PIT	2'22.847	1'06.320	PIT
5 ^a - 1	7'23.693	7'23.693		152.113	0'35.047	0'35.047	243.793	0'34.736	0'34.736	244.898	0'55.063	0'55.063	142.481	5'39.960	5'39.960	151.686
5 ^a - 2	8'02.892	0'39.199	Balbiani		1'12.707	0'37.660	Hellmeister	1'12.086	0'37.350	Jäger	1'33.438	0'38.375	Pierburg	6'19.306	0'39.346	Scheuschner
5 ^a - 3	8'58.247	0'55.355			2'05.221	0'52.514		2'04.283	0'52.197		2'28.931	0'55.493		7'15.236	0'55.930	
6 ^a - 1	0'35.357	0'35.357		242.697	0'34.761	0'34.761	245.455	0'34.512	0'34.512	245.455	0'36.756	0'36.756	245.455	0'36.379	0'36.379	247.707
6 ^a - 2	1'13.231	0'37.874	Balbiani		1'12.290	0'37.529	Hellmeister	1'11.821	0'37.309	Jäger	1'15.830	0'39.074	Pierburg	1'15.137	0'38.758	Scheuschner
6 ^a - 3	2'06.135	0'52.904			2'04.771	0'52.481		2'03.916	0'52.095		2'11.156	0'55.326		2'10.496	0'55.359	
7 ^a - 1	0'35.235	0'35.235		244.898	0'34.750	0'34.750	246.014	0'34.682	0'34.682	247.707	0'35.860	0'35.860	247.707	0'36.788	0'36.788	247.707
7 ^a - 2	1'12.950	0'37.715	Balbiani		1'12.229	0'37.479	Hellmeister	1'12.050	0'37.368	Jäger	1'13.588	0'37.728	Pierburg	1'16.194	0'39.406	Scheuschner
7 ^a - 3	2'06.181	0'53.231			2'05.622	0'53.393					2'07.041	0'53.453		2'12.640	0'56.446	
8 ^a - 1	0'35.269	0'35.269		244.898	0'42.029	0'42.029	206.107				0'36.419	0'36.419	248.848	0'39.461	0'39.461	248.276
8 ^a - 2	1'13.315	0'38.046	Balbiani		1'29.708	0'47.679	Hellmeister				1'14.342	0'37.923	Pierburg	1'22.308	0'42.847	Scheuschner
8 ^a - 3	2'13.556	1'00.241									2'08.485	0'54.143		2'28.558	1'06.250	PIT
9 ^a - 1	0'35.332	0'35.332		243.244							0'35.621	0'35.621	247.707			
9 ^a - 2	1'13.294	0'37.962	Balbiani								1'13.503	0'37.882	Pierburg			
9 ^a - 3	2'06.399	0'53.105									2'06.698	0'53.195				
10 ^a - 1	0'40.164	0'40.164		243.244							0'35.415	0'35.415	245.455			
10 ^a - 2	1'26.850	0'46.686	Balbiani								1'13.304	0'37.889	Pierburg			
10 ^a - 3	2'39.944	1'13.094	PIT								2'06.514	0'53.210				
11 ^a - 1											0'35.678	0'35.678	248.276			
11 ^a - 2											1'13.458	0'37.780	Pierburg			
11 ^a - 3											2'18.583	1'05.125	PIT			
12 ^a - 1																
12 ^a - 2																
12 ^a - 3																
13 ^a - 1																
13 ^a - 2																
13 ^a - 3																

Ideal Lap	
0'35.235	0'35.235
1'12.950	0'37.715
2'05.854	0'52.904

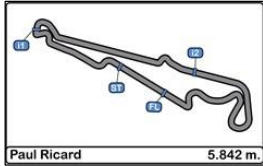
Ideal Lap	
0'34.750	0'34.750
1'12.229	0'37.479
2'04.710	0'52.481

Ideal Lap	
0'34.512	0'34.512
1'11.821	0'37.309
2'03.916	0'52.095

Ideal Lap	
0'35.415	0'35.415
1'13.143	0'37.728
2'06.338	0'53.195

Ideal Lap	
0'36.379	0'36.379
1'15.106	0'38.727
2'10.457	0'55.351

Ideal Best Lap	
0'34.350	0'34.350
1'11.390	0'37.040
2'03.431	0'52.041



Circuit Paul Ricard
International GT Open
Qualifying - 2

LAP ANALYSIS

11/06/2017

Number	22			23			24			25			32			
	Lap	Lap Time	Partial	Speed	Lap Time	Partial	Speed	Lap Time	Partial	Speed	Lap Time	Partial	Speed	Lap Time	Partial	Speed
1 ^a - 1	0'37.051	0'37.051		244.344	0'36.357	0'36.357	243.793	0'36.633	0'36.633	244.898	0'35.436	0'35.436	248.848	0'36.708	0'36.708	252.928
1 ^a - 2	1'15.773	0'38.722	Balfe		1'17.004	0'40.647	Postiglione	1'50.542	1'13.909	Benham	1'13.498	0'38.062	Mowlem	1'15.282	0'38.574	Galbiati
1 ^a - 3	2'10.509	0'54.736			2'12.051	0'55.047		2'48.210	0'57.668		2'06.800	0'53.302		2'26.057	1'10.775	
2 ^a - 1	0'36.708	0'36.708		245.455	0'36.806	0'36.806	244.344	0'36.305	0'36.305	241.611	0'35.379	0'35.379	248.848	0'36.465	0'36.465	250.000
2 ^a - 2	1'15.427	0'38.719	Balfe		1'16.046	0'39.240	Postiglione	1'14.927	0'38.622	Benham	1'13.234	0'37.855	Mowlem	1'15.189	0'38.724	Galbiati
2 ^a - 3	2'09.976	0'54.549			2'18.631	1'02.585	PIT	2'10.211	0'55.284		2'06.131	0'52.897		2'09.991	0'54.802	
3 ^a - 1	0'36.244	0'36.244		246.014	1'40.901	1'40.901	127.811	0'36.258	0'36.258	242.697	0'35.320	0'35.320	248.276	0'36.224	0'36.224	250.581
3 ^a - 2	1'14.625	0'38.381	Balfe		2'29.649	0'48.748	Postiglione	1'14.681	0'38.423	Benham	1'13.069	0'37.749	Mowlem	1'15.270	0'39.046	Galbiati
3 ^a - 3	2'08.838	0'54.213			3'26.283	0'56.634		2'09.653	0'54.972		2'06.041	0'52.972		2'10.640	0'55.370	
4 ^a - 1	0'36.164	0'36.164		245.455	0'35.039	0'35.039	244.344	0'36.936	0'36.936	241.611	0'35.200	0'35.200	248.848	0'36.034	0'36.034	251.163
4 ^a - 2	1'14.726	0'38.562	Balfe		1'12.720	0'37.681	Postiglione	1'15.944	0'39.008	Benham	1'12.884	0'37.684	Mowlem	1'14.708	0'38.674	Galbiati
4 ^a - 3	3'38.443	2'23.717	PIT		2'05.655	0'52.935		7'23.802	6'07.858	PIT	2'06.993	0'54.109		2'09.543	0'54.835	
5 ^a - 1	0'53.287	0'53.287		148.966	0'34.979	0'34.979	246.014	0'55.340	0'55.340	127.359	0'35.565	0'35.565	248.276	0'36.218	0'36.218	251.749
5 ^a - 2	1'32.361	0'39.074	Balfe		1'12.400	0'37.421	Postiglione	1'34.683	0'39.343	Benham	1'13.431	0'37.866	Mowlem	1'14.915	0'38.697	Galbiati
5 ^a - 3	2'27.306	0'54.945			2'05.404	0'53.004		2'29.464	0'54.781		3'24.482	2'11.051	PIT	2'09.685	0'54.770	
6 ^a - 1	0'35.642	0'35.642		244.898	0'35.124	0'35.124	244.898	0'35.965	0'35.965	243.244	0'51.308	0'51.308	155.620	0'36.369	0'36.369	251.163
6 ^a - 2	1'13.480	0'37.838	Balfe		1'13.143	0'38.019	Postiglione	1'14.099	0'38.134	Benham	1'29.207	0'37.899	Mowlem	1'15.490	0'39.121	Galbiati
6 ^a - 3	2'06.677	0'53.197			2'15.492	1'02.349	PIT	2'08.149	0'54.050		2'22.123	0'52.916		2'21.056	1'05.566	PIT
7 ^a - 1	0'35.307	0'35.307		246.014	3'53.742	3'53.742	126.612	0'35.318	0'35.318	242.697	0'34.992	0'34.992	248.848	2'26.643	2'26.643	151.473
7 ^a - 2	1'12.961	0'37.654	Balfe		4'37.449	0'43.707	Postiglione	1'13.468	0'38.150	Benham	1'12.564	0'37.572	Mowlem	3'09.376	0'42.733	Galbiati
7 ^a - 3	2'06.283	0'53.322			5'32.497	0'55.048		2'07.129	0'53.661		2'05.415	0'52.851		4'06.794	0'57.418	
8 ^a - 1	0'35.531	0'35.531		246.014	0'34.868	0'34.868	243.244	0'36.369	0'36.369	242.153	0'35.800	0'35.800	249.423	0'35.989	0'35.989	251.163
8 ^a - 2	1'13.217	0'37.686	Balfe		1'12.225	0'37.357	Postiglione	1'17.897	0'41.528	Benham	1'13.518	0'37.718	Mowlem	1'14.137	0'38.148	Galbiati
8 ^a - 3					2'04.677	0'52.452		2'15.453	0'57.556		2'07.075	0'53.557		2'07.638	0'53.501	
9 ^a - 1					0'34.791	0'34.791	244.344	0'36.173	0'36.173	243.244	0'35.325	0'35.325	249.423	0'35.480	0'35.480	252.337
9 ^a - 2					1'12.184	0'37.393	Postiglione	1'19.106	0'42.933	Benham	1'12.882	0'37.557	Mowlem	1'13.595	0'38.115	Galbiati
9 ^a - 3					2'04.694	0'52.510					2'07.366	0'54.484		2'06.853	0'53.258	
10 ^a - 1					0'35.271	0'35.271	244.898				0'35.253	0'35.253	250.000	0'35.393	0'35.393	250.581
10 ^a - 2					1'13.068	0'37.797	Postiglione				1'12.796	0'37.543	Mowlem	1'13.293	0'37.900	Galbiati
10 ^a - 3					2'14.138	1'01.070	PIT				2'06.679	0'53.883		2'06.237	0'52.944	
11 ^a - 1											0'35.464	0'35.464	249.423	0'35.439	0'35.439	251.749
11 ^a - 2											1'14.354	0'38.890	Mowlem	1'15.028	0'39.589	Galbiati
11 ^a - 3														2'16.187	1'01.159	
12 ^a - 1														0'35.249	0'35.249	250.581
12 ^a - 2														1'13.228	0'37.979	Galbiati
12 ^a - 3														2'06.408	0'53.180	
13 ^a - 1														0'45.360	0'45.360	196.364
13 ^a - 2														1'44.321	0'58.961	Galbiati
13 ^a - 3														3'01.784	1'17.463	PIT

Ideal Lap	
0'35.307	0'35.307
1'12.961	0'37.654
2'06.158	0'53.197

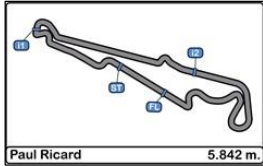
Ideal Lap	
0'34.791	0'34.791
1'12.148	0'37.357
2'04.600	0'52.452

Ideal Lap	
0'35.318	0'35.318
1'13.452	0'38.134
2'07.113	0'53.661

Ideal Lap	
0'34.992	0'34.992
1'12.535	0'37.543
2'05.386	0'52.851

Ideal Lap	
0'35.249	0'35.249
1'13.149	0'37.900
2'06.093	0'52.944

Ideal Best Lap	
0'34.350	0'34.350
1'11.390	0'37.040
2'03.431	0'52.041



Circuit Paul Ricard
International GT Open
Qualifying - 2

LAP ANALYSIS

11/06/2017

Number	46			48			51			54			55			
	Lap	Lap Time	Partial	Speed	Lap Time	Partial	Speed	Lap Time	Partial	Speed	Lap Time	Partial	Speed	Lap Time	Partial	Speed
1 ^a - 1	0'37.044	0'37.044		243.793	0'35.667	0'35.667	248.276	0'36.154	0'36.154	249.423	0'36.166	0'36.166	243.793	0'36.347	0'36.347	242.697
1 ^a - 2	1'16.791	0'39.747	Teneketzian		1'13.761	0'38.094	Rizzo	1'14.675	0'38.521	Beirão da Veiga	1'14.866	0'38.700	Frommenwile	1'49.888	1'13.541	Farnbacher
1 ^a - 3	2'14.704	0'57.913			2'07.623	0'53.862		2'10.847	0'56.172		1'45.562	13'39.696	PIT	4'04.681	2'14.793	PIT
2 ^a - 1	0'37.403	0'37.403		244.344	0'36.014	0'36.014	251.749	0'35.773	0'35.773	249.423	0'55.031	0'55.031	146.939	4'26.606	4'26.606	125.728
2 ^a - 2	1'17.126	0'39.723	Teneketzian		1'14.056	0'38.042	Rizzo	1'14.215	0'38.442	Beirão da Veiga	1'34.865	0'39.834	Frommenwile	5'16.585	0'49.979	Farnbacher
2 ^a - 3	2'14.313	0'57.187			2'08.283	0'54.227		2'08.816	0'54.601		2'28.980	0'54.115		6'11.022	0'54.437	
3 ^a - 1	0'37.197	0'37.197		243.793	0'35.857	0'35.857	246.576	0'36.148	0'36.148	248.848	0'35.289	0'35.289	244.344	0'35.704	0'35.704	242.153
3 ^a - 2	1'16.821	0'39.624	Teneketzian		1'14.734	0'38.877	Rizzo	1'14.416	0'38.268	Beirão da Veiga	1'13.004	0'37.715	Frommenwile	1'14.075	0'38.371	Farnbacher
3 ^a - 3	2'13.856	0'57.035			2'09.511	0'54.777		2'09.288	0'54.872		2'05.515	0'52.511		2'06.869	0'52.794	
4 ^a - 1	0'37.300	0'37.300		244.898	0'35.468	0'35.468	247.707	0'36.634	0'36.634	248.848	0'34.890	0'34.890	244.898	0'35.123	0'35.123	243.244
4 ^a - 2	1'16.603	0'39.303	Teneketzian		1'13.436	0'37.968	Rizzo	1'15.151	0'38.517	Beirão da Veiga	1'12.640	0'37.750	Frommenwile	1'13.246	0'38.123	Farnbacher
4 ^a - 3	2'13.213	0'56.610			2'07.613	0'54.177		2'20.231	1'05.080	PIT	2'05.396	0'52.756		2'05.953	0'52.707	
5 ^a - 1	0'37.698	0'37.698		243.793	0'35.686	0'35.686	245.455	1'57.545	1'57.545	141.177	0'35.302	0'35.302	244.898	0'35.511	0'35.511	244.344
5 ^a - 2	1'17.895	0'40.197	Teneketzian		1'13.700	0'38.014	Rizzo	2'35.772	0'38.227	Beirão da Veiga	1'13.041	0'37.739	Frommenwile	1'13.877	0'38.366	Farnbacher
5 ^a - 3	2'14.277	0'56.382			4'01.798	2'48.098	PIT	3'29.708	0'53.936					2'15.649	1'01.772	PIT
6 ^a - 1	0'37.148	0'37.148		246.014	0'52.911	0'52.911	119.867	0'36.831	0'36.831	248.276				1'40.000	1'40.000	142.858
6 ^a - 2	1'16.582	0'39.434	Teneketzian		1'31.855	0'38.944	Rizzo	1'25.595	0'48.764	Beirão da Veiga				2'24.357	0'44.357	Farnbacher
6 ^a - 3	2'12.751	0'56.169			2'24.932	0'53.077		2'22.671	0'57.076					3'19.765	0'55.408	
7 ^a - 1	0'37.357	0'37.357		245.455	0'34.958	0'34.958	247.140	0'35.613	0'35.613	248.276				0'35.371	0'35.371	243.793
7 ^a - 2	1'16.828	0'39.471	Teneketzian		1'12.416	0'37.458	Rizzo	1'13.874	0'38.261	Beirão da Veiga				1'13.281	0'37.910	Farnbacher
7 ^a - 3	2'13.299	0'56.471			2'05.173	0'52.757		2'15.944	1'02.070	PIT				2'05.829	0'52.548	
8 ^a - 1	0'37.257	0'37.257		244.898	0'34.705	0'34.705	249.423	1'33.099	1'33.099	140.625				0'35.172	0'35.172	244.344
8 ^a - 2	1'16.389	0'39.132	Teneketzian		1'12.114	0'37.409	Rizzo	2'10.985	0'37.886	Beirão da Veiga				1'13.243	0'38.071	Farnbacher
8 ^a - 3	2'12.630	0'56.241			2'05.349	0'53.235		3'04.665	0'53.680					2'05.911	0'52.668	
9 ^a - 1	0'36.926	0'36.926		245.455	0'36.174	0'36.174	250.001	0'34.702	0'34.702	248.848				0'35.113	0'35.113	245.455
9 ^a - 2	1'16.041	0'39.115	Teneketzian		1'19.853	0'43.679	Rizzo	1'12.476	0'37.774	Beirão da Veiga				1'13.209	0'38.096	Farnbacher
9 ^a - 3	2'12.271	0'56.230						2'05.396	0'52.920					2'05.956	0'52.747	
10 ^a - 1	0'36.205	0'36.205		246.014				0'34.696	0'34.696	247.707				0'35.386	0'35.386	244.898
10 ^a - 2	1'15.894	0'39.689	Teneketzian					1'12.079	0'37.383	Beirão da Veiga				1'13.386	0'38.000	Farnbacher
10 ^a - 3	2'12.208	0'56.314						2'04.919	0'52.840					2'17.189	1'03.803	PIT
11 ^a - 1	0'37.061	0'37.061		245.455				0'35.009	0'35.009	250.000						
11 ^a - 2	1'16.544	0'39.483	Teneketzian					1'12.676	0'37.667	Beirão da Veiga						
11 ^a - 3	2'27.017	1'10.473	PIT					2'11.367	0'58.691							
12 ^a - 1								0'34.892	0'34.892	250.000						
12 ^a - 2								1'12.465	0'37.573	Beirão da Veiga						
12 ^a - 3								2'23.523	1'11.058	PIT						
13 ^a - 1																
13 ^a - 2																
13 ^a - 3																

Ideal Lap	
0'36.205	0'36.205
1'15.320	0'39.115
2'11.489	0'56.169

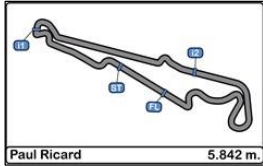
Ideal Lap	
0'34.705	0'34.705
1'12.114	0'37.409
2'04.871	0'52.757

Ideal Lap	
0'34.696	0'34.696
1'12.079	0'37.383
2'04.919	0'52.840

Ideal Lap	
0'34.890	0'34.890
1'12.605	0'37.715
2'05.116	0'52.511

Ideal Lap	
0'35.113	0'35.113
1'13.023	0'37.910
2'05.571	0'52.548

Ideal Best Lap	
0'34.350	0'34.350
1'11.390	0'37.040
2'03.431	0'52.041



Circuit Paul Ricard
International GT Open
Qualifying - 2

LAP ANALYSIS

11/06/2017

Number	65			74			88			99			488			
	Lap	Lap Time	Partial	Speed	Lap Time	Partial	Speed	Lap Time	Partial	Speed	Lap Time	Partial	Speed	Lap Time	Partial	Speed
1 ^a - 1	0'35.072	0'35.072		247.707	0'35.279	0'35.279	243.793	0'35.094	0'35.094	243.793	0'37.474	0'37.474	242.153	0'39.452	0'39.452	241.072
1 ^a - 2	1'12.700	0'37.628	Rueda		1'12.946	0'37.667	Konrad	1'12.693	0'37.599	Ledogar	1'17.776	0'40.302	Silva	1'24.806	0'45.354	Ramos
1 ^a - 3	2'08.802	0'56.102			2'05.382	0'52.436		2'05.597	0'52.904		2'13.588	0'55.812		2'24.963	1'00.157	
2 ^a - 1	0'34.866	0'34.866		246.576	0'34.350	0'34.350	246.014	0'34.767	0'34.767	248.848	0'36.604	0'36.604	241.611	0'36.387	0'36.387	246.014
2 ^a - 2	1'12.191	0'37.325	Rueda		1'16.837	0'42.487	Konrad	1'12.233	0'37.466	Ledogar	1'15.227	0'38.623	Silva	1'14.944	0'38.557	Ramos
2 ^a - 3	2'04.837	0'52.646			2'16.562	0'59.725		2'04.908	0'52.675		2'10.700	0'55.473		2'09.569	0'54.625	
3 ^a - 1	0'35.692	0'35.692		246.576	0'35.460	0'35.460	243.793	0'34.837	0'34.837	243.793	0'36.491	0'36.491	243.244	0'35.468	0'35.468	246.576
3 ^a - 2	1'19.140	0'43.448	Rueda		1'20.527	0'45.067	Konrad	1'12.741	0'37.904	Ledogar	1'15.343	0'38.852	Silva	1'14.149	0'38.681	Ramos
3 ^a - 3	2'12.221	0'53.081			2'28.339	1'07.812	PIT	1'109.870	9'57.129	PIT	2'10.257	0'54.914		2'08.061	0'53.912	
4 ^a - 1	0'34.884	0'34.884		247.140				0'52.619	0'52.619	149.378	0'36.399	0'36.399	243.793	0'36.243	0'36.243	247.707
4 ^a - 2	1'12.439	0'37.555	Rueda					1'31.329	0'38.710	Ledogar	1'14.992	0'38.593	Silva	1'15.117	0'38.874	Ramos
4 ^a - 3	2'18.738	1'06.299	PIT					2'27.412	0'56.083		2'09.849	0'54.857		7'00.461	5'45.344	PIT
5 ^a - 1	6'41.664	6'41.664		124.424				0'34.821	0'34.821	244.898	0'36.290	0'36.290	244.898	0'55.716	0'55.716	123.007
5 ^a - 2	7'19.654	0'37.990	Rueda					1'12.305	0'37.484	Ledogar	1'14.941	0'38.651	Silva	1'37.896	0'42.180	Ramos
5 ^a - 3	8'13.657	0'54.003						2'04.742	0'52.437		2'21.810	1'06.869	PIT	2'37.995	1'00.099	
6 ^a - 1	0'34.874	0'34.874		247.140				0'34.667	0'34.667	244.898	6'01.198	6'01.198		0'35.228	0'35.228	248.276
6 ^a - 2	1'12.070	0'37.196	Rueda					1'12.164	0'37.497	Ledogar	6'45.797	0'44.599	Silva	1'12.816	0'37.588	Ramos
6 ^a - 3	2'04.394	0'52.324						2'12.175	1'00.011		7'43.263	0'57.466		2'05.657	0'52.841	
7 ^a - 1	0'35.914	0'35.914		248.276				0'34.702	0'34.702	244.344	0'35.571	0'35.571	244.898	0'34.558	0'34.558	249.423
7 ^a - 2	1'21.020	0'45.106	Rueda					1'12.153	0'37.451	Ledogar	1'14.999	0'39.428	Silva	1'12.583	0'38.025	Ramos
7 ^a - 3	2'16.893	0'55.873						2'04.737	0'52.584		2'09.970	0'54.971		2'05.342	0'52.759	
8 ^a - 1	0'34.781	0'34.781		247.707				0'34.658	0'34.658	244.898	0'37.554	0'37.554	244.898	0'34.790	0'34.790	248.276
8 ^a - 2	1'12.165	0'37.384	Rueda					1'12.196	0'37.538	Ledogar	1'19.396	0'41.842	Silva	1'12.798	0'38.008	Ramos
8 ^a - 3	2'04.573	0'52.408									2'23.397	1'04.001	PIT	2'06.200	0'53.402	
9 ^a - 1	0'34.851	0'34.851		248.276							1'33.652	1'33.652	149.172	0'35.232	0'35.232	250.581
9 ^a - 2	1'12.422	0'37.571	Rueda								2'12.207	0'38.555	Silva	1'12.538	0'37.306	Ramos
9 ^a - 3	2'22.239	1'09.817	PIT								3'05.767	0'53.560		2'05.025	0'52.487	
10 ^a - 1											0'35.904	0'35.904	244.898	0'34.936	0'34.936	249.423
10 ^a - 2											1'14.000	0'38.096	Silva	1'12.646	0'37.710	Ramos
10 ^a - 3											2'21.828	1'07.828	PIT	2'05.469	0'52.823	
11 ^a - 1														0'40.431	0'40.431	206.107
11 ^a - 2														1'25.868	0'45.437	Ramos
11 ^a - 3																
12 ^a - 1																
12 ^a - 2																
12 ^a - 3																
13 ^a - 1																
13 ^a - 2																
13 ^a - 3																

Ideal Lap	
0'34.781	0'34.781
1'11.977	0'37.196
2'04.301	0'52.324

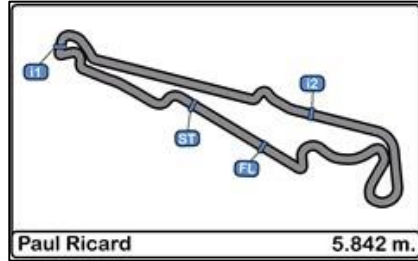
Ideal Lap	
0'34.350	0'34.350
1'12.017	0'37.667
2'04.453	0'52.436

Ideal Lap	
0'34.658	0'34.658
1'12.109	0'37.451
2'04.546	0'52.437

Ideal Lap	
0'35.571	0'35.571
1'13.667	0'38.096
2'07.227	0'53.560

Ideal Lap	
0'34.558	0'34.558
1'11.864	0'37.306
2'04.351	0'52.487

Ideal Best Lap	
0'34.350	0'34.350
1'11.390	0'37.040
2'03.431	0'52.041

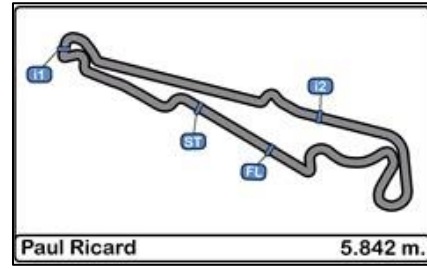


Circuit Paul Ricard International GT Open Qualifying - 2

Best Sectors Results

11/06/2017

Sector - 1				Sector - 2				Sector - 3				Ideal Lap vs Best Lap			
Ord.	Nº	Driver	Time	Nº	Driver	Time	Nº	Driver	Time	Ord.	Nº	Driver	Ideal Lap	Best Lap	Ord.
1	74	Martin Konrad	34.350	5	Andrea Caldarelli	37.040	5	Andrea Caldarelli	52.041	1	5	Andrea Caldarelli	2'03.503	2'03.572	1
2	8	Marco Cioci	34.367	65	Fran Rueda	37.196	8	Marco Cioci	52.046	2	8	Marco Cioci	2'03.705	2'04.003	3
3	5	Andrea Caldarelli	34.422	8	Marco Cioci	37.292	19	Thomas Jäger	52.095	3	19	Thomas Jäger	2'03.916	2'03.916	2
4	19	Thomas Jäger	34.512	488	Miguel Ramos	37.306	65	Fran Rueda	52.324	4	65	Fran Rueda	2'04.301	2'04.394	4
5	488	Miguel Ramos	34.558	19	Thomas Jäger	37.309	74	Martin Konrad	52.436	5	488	Miguel Ramos	2'04.351	2'05.025	9
6	88	Côme Ledogar	34.658	23	Vito Postiglione	37.357	88	Côme Ledogar	52.437	6	74	Martin Konrad	2'04.453	2'05.382	13
7	51	Lourenço Beirão da Veiga	34.696	51	Lourenço Beirão da Veiga	37.383	23	Vito Postiglione	52.452	7	88	Côme Ledogar	2'04.546	2'04.737	6
8	48	Davide Rizzo	34.705	48	Davide Rizzo	37.409	16	Alan Hellmeister	52.481	8	23	Vito Postiglione	2'04.600	2'04.677	5
9	16	Alan Hellmeister	34.750	88	Côme Ledogar	37.451	488	Miguel Ramos	52.487	9	16	Alan Hellmeister	2'04.710	2'04.771	7
10	65	Fran Rueda	34.781	1	Thomas Biagi	37.471	54	Philipp Frommenwiler	52.511	10	48	Davide Rizzo	2'04.871	2'05.173	10
11	23	Vito Postiglione	34.791	16	Alan Hellmeister	37.479	11	Kang Ling	52.548	11	51	Lourenço Beirão da Veiga	2'04.919	2'04.919	8
12	11	Kang Ling	34.855	7	Mauro Calamia	37.531	55	Mario Farnbacher	52.548	12	54	Philipp Frommenwiler	2'05.116	2'05.396	14
13	54	Philipp Frommenwiler	34.890	25	Johnny Mowlem	37.543	48	Davide Rizzo	52.757	13	11	Kang Ling	2'05.120	2'05.215	11
14	1	Thomas Biagi	34.921	22	Shaun Balfe	37.654	51	Lourenço Beirão da Veiga	52.840	14	1	Thomas Biagi	2'05.355	2'05.369	12
15	25	Johnny Mowlem	34.992	74	Martin Konrad	37.667	25	Johnny Mowlem	52.851	15	25	Johnny Mowlem	2'05.386	2'05.415	15
16	7	Mauro Calamia	35.090	12	José Balbiani	37.715	12	José Balbiani	52.904	16	55	Mario Farnbacher	2'05.571	2'05.829	16
17	55	Mario Farnbacher	35.113	54	Philipp Frommenwiler	37.715	32	Kikko Galbiati	52.944	17	12	José Balbiani	2'05.854	2'06.135	17
18	12	José Balbiani	35.235	11	Kang Ling	37.717	1	Thomas Biagi	52.963	18	7	Mauro Calamia	2'05.886	2'06.152	18
19	32	Kikko Galbiati	35.249	20	Valentin Pierburg	37.728	20	Valentin Pierburg	53.195	19	32	Kikko Galbiati	2'06.093	2'06.237	19
20	22	Shaun Balfe	35.307	32	Kikko Galbiati	37.900	22	Shaun Balfe	53.197	20	22	Shaun Balfe	2'06.158	2'06.283	20
21	24	Michael Benham	35.318	55	Mario Farnbacher	37.910	7	Mauro Calamia	53.265	21	20	Valentin Pierburg	2'06.338	2'06.514	21
22	20	Valentin Pierburg	35.415	99	Luis Silva	38.096	99	Luis Silva	53.560	22	24	Michael Benham	2'07.113	2'07.129	22
23	99	Luis Silva	35.571	24	Michael Benham	38.134	24	Michael Benham	53.661	23	99	Luis Silva	2'07.227	2'09.849	23
24	46	Harry Teneketzian	36.205	21	Paul Scheuschner	38.727	21	Paul Scheuschner	55.351	24	21	Paul Scheuschner	2'10.457	2'10.496	24
25	21	Paul Scheuschner	36.379	46	Harry Teneketzian	39.115	46	Harry Teneketzian	56.169	25	46	Harry Teneketzian	2'11.489	2'12.208	25



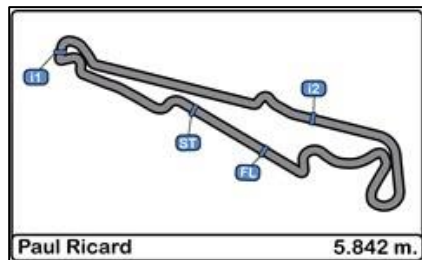
Circuit Paul Ricard
International GT Open
Qualifying - 2

Best Top Speeds

11/06/2017

Ord.	N°	Entrant / Team	Nat.	Driver	Nat.	St.	Driver 2	Nat.	St.	Vehicle	Cat.	Cla.	Top 1		Top 2		Top 3		Top 4		Top 5		Avg.
													Km/h	Lap	Km/h	Lap	Km/h	Lap	Km/h	Lap	Km/h	Lap	
1	7	Solaris Motorsport	ITA	Francesco Sini	ITA	Gold	Mauro Calamia	CHE	Silver	Aston Martin Vantage GT3	PRO	1º	253.521	10	253.521	9	252.927	7	252.927	8	252.927	11	253.165
2	32	Antonelli Motorsport	ITA	Mikaël Grenier	CAN	Silver	Kikko Galbiati	ITA	Silver	Lamborghini Huracan GT3	PRO	2º	252.927	2	252.336	10	251.748	6	251.748	12	251.163	5	251.985
3	48	Spirit of Race / Kaspersky Motorsport	CHE	Alex Moiseev	RUS	Bronze	Davide Rizzo	ITA	Bronze	Ferrari 488 GT3	AM	1º	251.748	3	250.000	10	249.423	9	248.276	2	247.706	5	249.431
4	488	Spirit of Race	CHE	Miguel Ramos	PRT	Silver	Mikkel Mac	DNK	Gold	Ferrari 488 GT3	PRO	3º	250.580	10	249.423	8	249.423	11	248.276	7	248.276	9	249.195
5	25	FF Corse	GBR	Ivor Dunbar	GBR	Bronze	Johnny Mowlem	GBR	Gold	Ferrari 488 GT3	PROAM	1º	250.000	11	249.423	9	249.423	10	249.423	12	248.848	2	249.423
6	51	RACE / BMW Team Teo Martin	ESP	Lourenço Beirão da Veiga	PRT	Silver	Augusto Farfus	BRA	Platinum	BMW M6 GT3	PRO	4º	250.000	12	250.000	13	249.423	2	249.423	3	248.848	4	249.539
7	20	SPS Automotive Performance	DEU	Valentin Pierburg	DEU	Bronze	Tom Onslow-Cole	GBR	Gold	Mercedes AMG GT3	PROAM	2º	248.848	9	248.276	12	247.706	8	247.706	10	246.014	2	247.710
8	88	Garage 59	GBR	Alexander West	SWE	Bronze	Côme Ledogar	FRA	Platinum	McLaren 650 S GT3 2015	PROAM	3º	248.848	3	244.898	6	244.898	7	244.898	9	244.344	8	245.577
9	8	AF Corse	ITA	Piergiuseppe Perazzini	ITA	Bronze	Marco Cioci	ITA	Gold	Ferrari 488 GT3	PROAM	4º	248.276	3	248.276	10	247.706	6	247.706	7	247.140	2	247.821
10	21	Konrad Motorsport	DEU	Hendrick Still	DEU	Silver	Paul Scheuschner	DEU	Bronze	Lamborghini Huracan GT3	PROAM	5º	248.276	9	247.706	7	247.706	8	247.140	5	246.575	2	247.481
11	65	RACE / BMW Team Teo Martin	ESP	Victor Bouveng	SWE	Silver	Fran Rueda	ESP	Silver	BMW M6 GT3	PRO	5º	248.276	8	248.276	10	247.706	2	247.706	9	247.140	5	247.821
12	19	Lechner Racing	AUT	Mario Plachutta	AUT	Bronze	Thomas Jäger	AUT	Gold	Mercedes AMG GT3	PROAM	6º	247.706	8	246.575	4	245.455	3	245.455	7	244.898	6	246.018
13	11	Ratón Racing	ITA	Edoardo Liberati	ITA	Silver	Kang Ling	CHN	Silver	Lamborghini Huracan GT3	PRO	6º	246.014	8	246.014	9	246.014	5	245.455	11	244.898	4	245.679
14	16	Drivex School	ESP	Miguel Ramos	BRA	Bronze	Alan Hellmeister	BRA	Bronze	Mercedes AMG GT3	PROAM	7º	246.014	8	245.455	7	243.792	3	243.792	4	243.792	6	244.569
15	23	Shaun Balfe / Balfe Motorsport	GBR	Shaun Balfe	GBR	Bronze	Rob Bell	GBR	Platinum	McLaren 650 S GT3 2015	PROAM	8º	246.014	4	246.014	8	246.014	9	245.455	5	245.455	3	245.790
16	22	Imperiale Racing	ITA	Vito Postiglione	ITA	Gold	Andrea Fontana	ITA	Silver	Lamborghini Huracan GT3	PRO	7º	246.014	6	244.898	11	244.898	7	244.344	3	244.344	5	244.899
17	46	Bruno Abric / AB Sport Auto	FRA	Harry Teneketzian	FRA	Bronze	Joffrey De Narda	FRA	Silver	Lamborghini Huracan GT3	PROAM	9º	246.014	11	246.014	7	245.455	10	245.455	12	245.455	8	245.678
18	74	MS Racing	AUT	Alexander Hrachowina	AUT	Bronze	Martin Konrad	AUT	Bronze	Mercedes AMG GT3	AM	2º	246.014	3	243.792	4	243.792	2	140.808	1			218.602
19	5	SF Racing	CHN	Fu Songyang	CHN	Bronze	Andrea Caldarelli	ITA	Gold	Ferrari 488 GT3	PROAM	10º	245.455	4	245.455	8	244.898	2	244.898	5	244.898	11	245.121
20	55	Farnbacher Racing	DEU	Dominik Farnbacher	DEU	Gold	Mario Farnbacher	DEU	Silver	Lexus RC-F GT3	PRO	8º	245.455	10	244.898	11	244.344	6	244.344	9	243.792	8	244.567
21	12	Sports and You	PRT	Marcio Basso	BRA	Bronze	José Balbiani	ARG	Bronze	Mercedes AMG GT3	AM	3º	244.898	3	244.898	8	244.898	9	243.792	2	243.243	4	244.346
22	24	Garage 59	GBR	Michael Benham	GBR	Bronze	Duncan Tappy	GBR	Gold	McLaren 650 S GT3 2015	PROAM	11º	244.898	2	243.243	7	243.243	10	242.697	4	242.697	8	243.356
23	54	Emil Frey Lexus Racing	CHE	Albert Costa	ESP	Gold	Philipp Frommenwiler	CHE	Silver	Lexus RC-F GT3	PRO	9º	244.898	5	244.898	6	244.344	4	243.792	2	146.939	3	224.974
24	99	Sports and You	PRT	António Coimbra	PRT	Bronze	Luis Silva	PRT	Bronze	Mercedes AMG GT3	AM	4º	244.898	6	244.898	8	244.898	9	244.898	11	243.792	5	244.677
25	1	Imperiale Racing	ITA	Thomas Biagi	ITA	Gold	Giovanni Venturini	ITA	Gold	Lamborghini Huracan GT3	PRO	10º	241.611	3	241.611	10	136.882	1	136.020	8	126.021	4	176.429





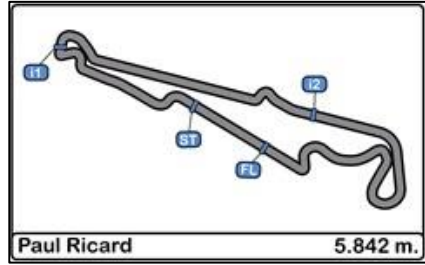
**Circuit Paul Ricard
International GT Open
Qualifying - 2**

Fastest Lap Sequence

11/06/2017

Time of Day	Session Time	Nº	Entrant / Team	Nat.	Driver	Nat.	St.	Driver 2	Nat.	St.	Vehicle	Cat.	Time	Km/h	Lap
9:49'26.392	4'22.507	25	FF Corse	GBR	Ivor Dunbar	GBR	Bronze	Johnny Mowlem	GBR	Gold	Ferrari 488 GT3	PROAM	2'06.800	165.861	2
9:49'34.458	4'30.530	74	MS Racing	AUT	Alexander Hrachowina	AUT	Bronze	Martin Konrad	AUT	Bronze	Mercedes AMG GT3	AM	2'05.382	167.737	2
9:52'48.098	7'44.252	88	Garage 59	GBR	Alexander West	SWE	Bronze	Côme Ledogar	FRA	Platinum	McLaren 650 S GT3 2015	PROAM	2'04.908	168.374	3
9:55'10.568	10'06.700	65	RACE / BMW Team Teo Martin	ESP	Victor Bouveng	SWE	Silver	Fran Rueda	ESP	Silver	BMW M6 GT3	PRO	2'04.837	168.469	3
10:02'20.078	17'16.204	5	SF Racing	CHN	Fu Songyang	CHN	Bronze	Andrea Caldarelli	ITA	Gold	Ferrari 488 GT3	PROAM	2'03.572	170.194	7





**Circuit Paul Ricard
International GT Open
Qualifying - 2**

Weather Report

11/06/2017

Track Status DRY

