



Circuito de Catalunya
Winter Series Barcelona
Free practice - 2

Results

17/02/2017

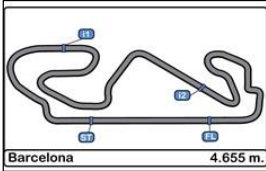
Ord.	Nº	Entrant / Team	Nat.	Driver	Nat.	St.	Driver 2	Nat.	St.	Vehicle	Cat.	Cl.	Laps	Best	Time	Gap	Interval	Km/h
1	555	FFF Racing Team by ACM	CHN	Hiroshi Hamaguchi	JPN	Bronze	<u>Vitantonio Liuzzi</u>	ITA	Platinum	Lamborghini Huracan GT3	PROAM	1º	11	8	1'45.945			158.176
2	4	RACE	ESP	Jesse Kronh			<u>Marcio Basso</u>			BMW M6 GT3			11	9	1'47.391	1"446	1"446	156.047
3	25	FF Corse	GBR	Ivor Dunbar	GBR	Bronze	<u>Johnny Mowlem</u>	GBR	Gold	Ferrari 488 GT3	PROAM	2º	11	8	1'47.667	1"722	0"276	155.647
4	10	Jordan Racing	GBR	Jordan Witt	GBR		<u>David Witt</u>	GBR		Bentley GT3			9	8	1'47.835	1"890	0"168	155.404
5	8	AF Corse	ITA	Piergiuseppe Perazzini	ITA	Bronze	<u>Marco Cioci</u>	ITA	Gold	Ferrari 488 GT3	PROAM	3º	5	3	1'49.190	3"245	1"355	153.476
6	11	Raton Racing	ITA	Edoardo Liberati	ITA	Silver	<u>Link Kang</u>	CHN	Silver	Lamborghini Huracan GT3	PRO	1º	8	6	1'49.516	3"571	0"326	153.019
7	43	PRO GT by Philippe Almeras	FRA	<u>Philip Morin</u>		SWE				Porsche 991 GT3 Cup			8	3	1'50.917	4"972	1"401	151.086
8	14	Kessel Racing	CHE	<u>Claudio Schiavoni</u>	ITA	Bronze				Ferrari 458 GT3	AM	1º	8	2	1'51.489	5"544	0"572	150.311
9	23	Stile F Squadra Corse	SMR	<u>Jonathan Hui</u>	HKG	Bronze				Ferrari 458 GT3	AM	2º	9	9	1'53.360	7"415	1"871	147.830
10	12	Kessel Racing	CHE	<u>Deborah Mayer</u>	FRA	Bronze				Ferrari 458 GT3	AM	3º	7	2	1'54.422	8"477	1"062	146.458
11	5	SF Racing	CHN	Fu Songyang	CHN	Bronze	<u>Andrea Caldarelli</u>	ITA	Gold	Ferrari 488 GT3	PROAM	4º	7	6	1'54.889	8"944	0"467	145.863
12	46	FF Corse	GBR	Bonany Grimes	GBR	Bronze	<u>Johnny Mowlem</u>	GBR	Gold	Ferrari 458 Challenge			10	4	1'59.008	13"063	4"119	140.814
13	15	Kessel Racing	CHE	<u>Peter Goerke</u>	CHE	Bronze				Ferrari 458 Challenge			7	6	2'02.817	16"872	3"809	136.447
14	89	Spirit of Race	CHE	Peter Heh	SGP		<u>Nicola Caldani</u>	ITA		Ferrari 458 Challenge			9	8	2'11.428	25"483	8"611	127.507

Published at:.....

Track Status **DRY**

Stewards:	Race Director:	Timekeeper:
------------------	-----------------------	------------------------





Circuito de Catalunya
Winter Series Barcelona
Free practice - 2

LAP ANALYSIS

17/02/2017

Number	4			5			8			10			11		
Lap	Lap Time	Partial	Speed	Lap Time	Partial	Speed	Lap Time	Partial	Speed	Lap Time	Partial	Speed	Lap Time	Partial	Speed
1 ^a - 1	0'31.146	0'31.146	257.757	0'32.713	0'32.713	253.522	22'35.260	22'35.260	163.637	0'32.607	0'32.607	254.717	0'31.790	0'31.790	259.616
1 ^a - 2	1'13.784	0'42.638		1'16.866	0'44.153		23'20.182	0'44.922		1'15.175	0'42.568		1'16.997	0'45.207	
1 ^a - 3	1'50.868	0'37.084		1'55.021	0'38.155		23'58.597	0'38.415		1'52.004	0'36.829		2'13.420	0'56.423	PIT
2 ^a - 1	0'31.256	0'31.256	257.143	0'32.233	0'32.233	253.522	0'31.471	0'31.471	245.455	0'31.500	0'31.500	255.925	31'43.930	31'43.930	153.847
2 ^a - 2	1'13.836	0'42.580		1'36.321	1'04.088		1'13.241	0'41.770		1'13.545	0'42.045		32'28.595	0'44.665	
2 ^a - 3	1'50.759	0'36.923		2'50.755	1'14.434	PIT	1'49.190	0'35.949		1'49.771	0'36.226		33'05.976	0'37.381	
3 ^a - 1	0'31.264	0'31.264	258.993	33'17.940	33'17.940	146.144	0'30.963	0'30.963	260.870	0'31.623	0'31.623	256.533	0'31.805	0'31.805	257.757
3 ^a - 2	1'13.603	0'42.339		34'05.053	0'47.113		1'13.461	0'42.498		1'13.694	0'42.071		1'14.268	0'42.463	
3 ^a - 3	1'50.654	0'37.051		34'45.441	0'40.388		1'49.346	0'35.885		1'50.128	0'36.434		1'51.861	0'37.593	
4 ^a - 1	0'31.340	0'31.340	258.993	0'32.802	0'32.802	254.118	0'30.806	0'30.806	260.241	0'31.463	0'31.463	257.757	0'31.298	0'31.298	258.993
4 ^a - 2	1'13.952	0'42.612		1'18.920	0'46.118		1'12.059	0'41.253		1'15.575	0'44.112		1'13.524	0'42.226	
4 ^a - 3	1'56.292	0'42.340		1'58.297	0'39.377		1'59.119	0'47.060	PIT	2'02.958	0'47.383	PIT	1'49.982	0'36.458	
5 ^a - 1	0'32.035	0'32.035	257.143	0'32.582	0'32.582	255.925				33'02.489	33'02.489	177.925	0'31.317	0'31.317	260.241
5 ^a - 2	1'20.372	0'48.337		1'16.661	0'44.079					33'45.481	0'42.992		1'13.285	0'41.968	
5 ^a - 3	2'12.721	0'52.349	PIT	1'54.889	0'38.228					34'23.392	0'37.911		1'49.516	0'36.231	
6 ^a - 1	30'49.148	30'49.148	165.899	0'32.614	0'32.614	254.118				0'31.014	0'31.014	256.533	0'31.293	0'31.293	260.870
6 ^a - 2	31'32.123	0'42.975		1'17.216	0'44.602					1'13.633	0'42.619		1'14.007	0'42.714	
6 ^a - 3	32'09.917	0'37.794		2'05.212	0'47.996	PIT				1'49.460	0'35.827		1'50.567	0'36.560	
7 ^a - 1	0'30.461	0'30.461	258.993							0'30.596	0'30.596	258.374	0'33.038	0'33.038	259.616
7 ^a - 2	1'12.404	0'41.943								1'12.122	0'41.526		1'17.471	0'44.433	
7 ^a - 3	1'48.280	0'35.876								1'47.835	0'35.713		2'18.453	1'00.982	PIT
8 ^a - 1	0'30.371	0'30.371	259.616							0'30.630	0'30.630	258.993			
8 ^a - 2	1'11.546	0'41.175								1'12.608	0'41.978				
8 ^a - 3	1'47.391	0'35.845								1'56.724	0'44.116	PIT			
9 ^a - 1	0'30.714	0'30.714	260.870												
9 ^a - 2	1'15.777	0'45.063													
9 ^a - 3	2'08.491	0'52.714	PIT												
10 ^a - 1	2'04.588	2'04.588	178.808												
10 ^a - 2	2'46.069	0'41.481													
10 ^a - 3	3'27.380	0'41.311	PIT												

Ideal Lap	
0'30.371	0'30.371
1'11.546	0'41.175
1'47.391	0'35.845

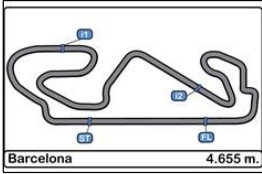
Ideal Lap	
0'32.233	0'32.233
1'16.312	0'44.079
1'54.467	0'38.155

Ideal Lap	
0'30.806	0'30.806
1'12.059	0'41.253
1'47.944	0'35.885

Ideal Lap	
0'30.596	0'30.596
1'12.122	0'41.526
1'47.835	0'35.713

Ideal Lap	
0'31.293	0'31.293
1'13.261	0'41.968
1'49.492	0'36.231

Ideal Best Lap	
0'30.371	0'30.371
1'10.829	0'40.458
1'45.772	0'34.943



Circuito de Catalunya
Winter Series Barcelona
Free practice - 2

LAP ANALYSIS

17/02/2017

Number	12			14			15			16			23		
Lap	Lap Time	Partial	Speed	Lap Time	Partial	Speed	Lap Time	Partial	Speed	Lap Time	Partial	Speed	Lap Time	Partial	Speed
1 ^a - 1	0'32.356	0'32.356	255.320	0'31.847	0'31.847	255.320	0'35.522	0'35.522	256.533				0'35.045	0'35.045	257.757
1 ^a - 2	1'16.391	0'44.035		1'14.786	0'42.939		1'24.032	0'48.510					1'20.172	0'45.127	
1 ^a - 3	1'54.422	0'38.031		1'51.489	0'36.703		2'26.277	1'02.245	PIT				1'59.300	0'39.128	
2 ^a - 1	0'35.923	0'35.923	258.374	0'33.949	0'33.949	240.535	32'39.992	32'39.992	120.268				0'32.573	0'32.573	262.774
2 ^a - 2	1'26.373	0'50.450		1'19.615	0'45.666		33'30.325	0'50.333					1'16.128	0'43.555	
2 ^a - 3	2'24.264	0'57.891	PIT	2'06.944	0'47.329	PIT	34'14.151	0'43.826					1'54.804	0'38.676	
3 ^a - 1	34'20.268	34'20.268		34'50.480	34'50.480	143.047	0'35.137	0'35.137	256.533				0'32.091	0'32.091	261.502
3 ^a - 2	35'10.159	0'49.891		35'37.980	0'47.500		1'22.985	0'47.848					1'15.709	0'43.618	
3 ^a - 3	35'53.561	0'43.402		36'18.286	0'40.306		2'06.562	0'43.577					1'54.113	0'38.404	
4 ^a - 1	0'35.822	0'35.822	252.928	0'32.798	0'32.798	252.928	0'34.225	0'34.225	258.993				0'38.285	0'38.285	191.151
4 ^a - 2	1'22.613	0'46.791		1'19.297	0'46.499		1'22.328	0'48.103					1'32.857	0'54.572	
4 ^a - 3	2'03.109	0'40.496		1'58.439	0'39.142		2'04.242	0'41.914					2'35.568	1'02.711	PIT
5 ^a - 1	0'34.559	0'34.559	252.337	0'32.319	0'32.319	254.118	0'34.423	0'34.423	258.374				30'34.514	30'34.514	141.547
5 ^a - 2	1'19.979	0'45.420		1'17.214	0'44.895		1'21.919	0'47.496					31'22.053	0'47.539	
5 ^a - 3	2'00.633	0'40.654		1'56.019	0'38.805		2'02.817	0'40.898					32'01.887	0'39.834	
6 ^a - 1	0'34.473	0'34.473	254.118	0'32.593	0'32.593	254.118	0'36.590	0'36.590	235.808				0'32.628	0'32.628	258.993
6 ^a - 2	1'27.371	0'52.898		1'17.170	0'44.577		1'32.096	0'55.506					1'16.944	0'44.316	
6 ^a - 3	2'28.352	1'00.981	PIT	1'56.129	0'38.959		2'34.210	1'02.114	PIT				1'55.139	0'38.195	
7 ^a - 1				0'35.685	0'35.685	254.717							0'32.100	0'32.100	262.774
7 ^a - 2				1'24.968	0'49.283								1'15.741	0'43.641	
7 ^a - 3				2'28.047	1'03.079	PIT							1'53.896	0'38.155	
8 ^a - 1													0'31.907	0'31.907	265.357
8 ^a - 2													1'15.006	0'43.099	
8 ^a - 3													1'53.360	0'38.354	
9 ^a - 1													0'31.801	0'31.801	266.010
9 ^a - 2															
9 ^a - 3															
10 ^a - 1															
10 ^a - 2															
10 ^a - 3															

Ideal Lap	
0'32.356	0'32.356
1'16.391	0'44.035
1'54.422	0'38.031

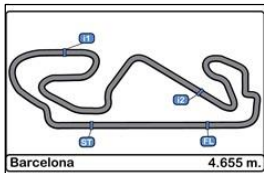
Ideal Lap	
0'31.847	0'31.847
1'14.786	0'42.939
1'51.489	0'36.703

Ideal Lap	
0'34.225	0'34.225
1'21.721	0'47.496
2'02.619	0'40.898

Ideal Lap	
	1'05.310
	1'06.983

Ideal Lap	
0'31.801	0'31.801
1'14.900	0'43.099
1'53.055	0'38.155

Ideal Best Lap	
0'30.371	0'30.371
1'10.829	0'40.458
1'45.772	0'34.943



Circuito de Catalunya
Winter Series Barcelona
Free practice - 2

LAP ANALYSIS

17/02/2017

Number	25			43			46			89			555		
Lap	Lap Time	Partial	Speed	Lap Time	Partial	Speed	Lap Time	Partial	Speed	Lap Time	Partial	Speed	Lap Time	Partial	Speed
1 ^a - 1	0'31.536	0'31.536	257.757	0'32.430	0'32.430	256.533	0'34.060	0'34.060	250.581	0'38.496	0'38.496	250.581	0'31.248	0'31.248	258.374
1 ^a - 2	1'14.206	0'42.670		1'15.868	0'43.438		1'21.086	0'47.026		1'29.558	0'51.062		1'12.817	0'41.569	
1 ^a - 3	1'50.707	0'36.501		1'52.593	0'36.725		1'59.603	0'38.517		2'13.519	0'43.961		1'48.746	0'35.929	
2 ^a - 1	0'30.843	0'30.843	260.870	0'31.717	0'31.717	258.993	0'34.385	0'34.385	251.163	0'36.388	0'36.388	254.118	0'31.467	0'31.467	262.774
2 ^a - 2	1'12.370	0'41.527		1'14.385	0'42.668		1'20.813	0'46.428		1'27.965	0'51.577		1'14.094	0'42.627	
2 ^a - 3	1'48.086	0'35.716		1'50.917	0'36.532		1'59.646	0'38.833		2'14.016	0'46.051		1'50.083	0'35.989	
3 ^a - 1	0'30.703	0'30.703	260.870	0'31.653	0'31.653	259.616	0'34.272	0'34.272	251.163	0'36.449	0'36.449	255.925	0'30.734	0'30.734	262.136
3 ^a - 2	1'12.221	0'41.518		1'14.497	0'42.844		1'20.344	0'46.072		1'43.337	1'06.888		1'12.065	0'41.331	
3 ^a - 3	1'47.859	0'35.638		1'51.110	0'36.613		1'59.008	0'38.664		2'57.750	1'14.413	PIT	1'47.553	0'35.488	
4 ^a - 1	0'30.679	0'30.679	261.502	0'31.627	0'31.627	259.616	0'33.511	0'33.511	251.163	30'47.019	30'47.019	121.622	0'31.078	0'31.078	262.774
4 ^a - 2	1'12.754	0'42.075		1'14.685	0'43.058		1'25.427	0'51.916		31'44.516	0'57.497		1'13.488	0'42.410	
4 ^a - 3	1'59.952	0'47.198	PIT	2'05.480	0'50.795	PIT	2'19.557	0'54.130	PIT	32'29.868	0'45.352		1'57.114	0'43.626	PIT
5 ^a - 1	32'47.101	32'47.101	179.701	37'06.199	37'06.199	174.194	32'35.130	32'35.130	175.610	0'36.562	0'36.562	254.118	32'54.525	32'54.525	160.238
5 ^a - 2	33'30.404	0'43.303		37'52.398	0'46.199		33'22.276	0'47.146		1'27.005	0'50.443		33'38.453	0'43.928	
5 ^a - 3	34'07.180	0'36.776		38'30.223	0'37.825		34'03.089	0'40.813		2'11.633	0'44.628		34'15.017	0'36.564	
6 ^a - 1	0'30.918	0'30.918	259.616	0'32.124	0'32.124	257.143	0'34.306	0'34.306	250.000	0'37.720	0'37.720	254.118	0'30.636	0'30.636	260.870
6 ^a - 2	1'12.762	0'41.844		1'15.315	0'43.191		1'20.452	0'46.146		1'31.503	0'53.783		1'11.094	0'40.458	
6 ^a - 3	1'48.713	0'35.951		1'52.101	0'36.786		2'01.270	0'40.818		2'34.126	1'02.623		1'46.155	0'35.061	
7 ^a - 1	0'30.495	0'30.495	262.136	0'31.895	0'31.895	257.757	0'36.008	0'36.008	250.581	0'36.729	0'36.729	254.118	0'30.463	0'30.463	262.774
7 ^a - 2	1'11.922	0'41.427		1'14.683	0'42.788		1'24.156	0'48.148		1'27.905	0'51.176		1'11.002	0'40.539	
7 ^a - 3	1'47.667	0'35.745		2'05.618	0'50.935	PIT	2'04.138	0'39.982		2'11.428	0'43.523		1'45.945	0'34.943	
8 ^a - 1	0'30.586	0'30.586	264.059				0'34.373	0'34.373	251.163	0'52.509	0'52.509	130.910	0'31.790	0'31.790	264.706
8 ^a - 2	1'12.029	0'41.443					1'20.280	0'45.907		2'04.152	1'11.643		1'15.699	0'43.909	
8 ^a - 3	1'48.477	0'36.448					1'59.882	0'39.602		3'21.748	1'17.596	PIT	1'52.582	0'36.883	
9 ^a - 1	0'30.532	0'30.532	262.136				0'34.643	0'34.643	241.611				0'30.645	0'30.645	262.136
9 ^a - 2	1'12.079	0'41.547					1'27.068	0'52.425					1'11.714	0'41.069	
9 ^a - 3	1'48.399	0'36.320					2'27.945	1'00.877	PIT				1'47.377	0'35.663	
10 ^a - 1	0'32.258	0'32.258	260.241										0'32.224	0'32.224	260.241
10 ^a - 2	1'14.130	0'41.872											1'18.499	0'46.275	
10 ^a - 3	2'01.921	0'47.791	PIT										2'19.444	1'00.945	PIT

Ideal Lap	
0'30.495	0'30.495
1'11.922	0'41.427
1'47.560	0'35.638

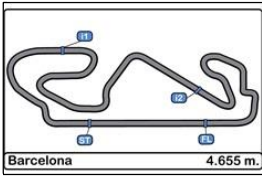
Ideal Lap	
0'31.627	0'31.627
1'14.295	0'42.668
1'50.827	0'36.532

Ideal Lap	
0'33.511	0'33.511
1'19.418	0'45.907
1'57.935	0'38.517

Ideal Lap	
0'36.388	0'36.388
1'26.831	0'50.443
2'10.354	0'43.523

Ideal Lap	
0'30.463	0'30.463
1'10.921	0'40.458
1'45.864	0'34.943

Ideal Best Lap	
0'30.371	0'30.371
1'10.829	0'40.458
1'45.772	0'34.943



Circuito de Catalunya
Winter Series Barcelona
Free practice - 2

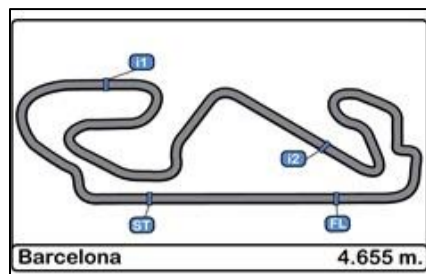
LAP ANALYSIS

17/02/2017

Number	666		
Lap	Lap Time	Partial	Speed
1ª - 1			
1ª - 2			
1ª - 3			
2ª - 1			
2ª - 2			
2ª - 3			
3ª - 1			
3ª - 2			
3ª - 3			
4ª - 1			
4ª - 2			
4ª - 3			
5ª - 1			
5ª - 2			
5ª - 3			
6ª - 1			
6ª - 2			
6ª - 3			
7ª - 1			
7ª - 2			
7ª - 3			
8ª - 1			
8ª - 2			
8ª - 3			
9ª - 1			
9ª - 2			
9ª - 3			
10ª - 1			
10ª - 2			
10ª - 3			

Ideal Lap	
	0'50.662
	0'55.458

Ideal Best Lap	
0'30.371	0'30.371
1'10.829	0'40.458
1'45.772	0'34.943



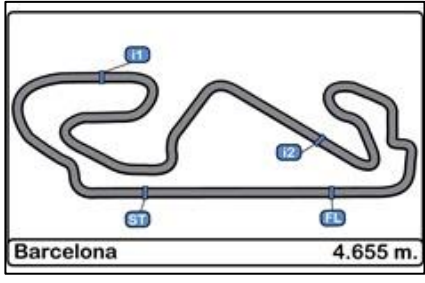
Circuito de Catalunya
Winter Series Barcelona
Free practice - 2

Best Sectors Results

17/02/2017

Sector - 1				Sector - 2				Sector - 3				Ideal Lap vs Best Lap			
Ord.	Nº	Driver	Time	Nº	Driver	Time	Nº	Driver	Time	Ord.	Nº	Driver	Ideal Lap	Best Lap	Ord.
1	4	Kronh - Basso	30.371	555	Hamaguchi - Liuzzi	40.458	555	Hamaguchi - Liuzzi	34.943	1	555	Vitantonio Liuzzi	1'45.864	1'45.945	1
2	555	Hamaguchi - Liuzzi	30.463	4	Kronh - Basso	41.175	25	Dunbar - Mowlem	35.638	2	4	Marcio Basso	1'47.391	1'47.391	2
3	25	Dunbar - Mowlem	30.495	8	Perazzini - Cioci	41.253	10	Witt - Witt	35.713	3	25	Johnny Mowlem	1'47.560	1'47.667	3
4	10	Witt - Witt	30.596	25	Dunbar - Mowlem	41.427	4	Kronh - Basso	35.845	4	10	David Witt	1'47.835	1'47.835	4
5	8	Perazzini - Cioci	30.806	10	Witt - Witt	41.526	8	Perazzini - Cioci	35.885	5	8	Marco Cioci	1'47.944	1'49.190	5
6	11	Liberati - Kang	31.293	11	Liberati - Kang	41.968	11	Liberati - Kang	36.231	6	11	Link Kang	1'49.492	1'49.516	6
7	43	Philip Morin	31.627	43	Philip Morin	42.668	43	Philip Morin	36.532	7	43	Philip Morin	1'50.827	1'50.917	7
8	23	Jonathan Hui	31.801	14	Claudio Schiavoni	42.939	14	Claudio Schiavoni	36.703	8	14	Claudio Schiavoni	1'51.489	1'51.489	8
9	14	Claudio Schiavoni	31.847	23	Jonathan Hui	43.099	12	Deborah Mayer	38.031	9	23	Jonathan Hui	1'53.055	1'53.360	9
10	5	Songyang - Caldarelli	32.233	12	Deborah Mayer	44.035	5	Songyang - Caldarelli	38.155	10	12	Deborah Mayer	1'54.422	1'54.422	10
11	12	Deborah Mayer	32.356	5	Songyang - Caldarelli	44.079	23	Jonathan Hui	38.155	11	5	Andrea Caldarelli	1'54.467	1'54.889	11
12	46	Grimes - Mowlem	33.511	46	Grimes - Mowlem	45.907	46	Grimes - Mowlem	38.517	12	46	Johnny Mowlem	1'57.935	1'59.008	12
13	15	Peter Goerke	34.225	15	Peter Goerke	47.496	15	Peter Goerke	40.898	13	15	Peter Goerke	2'02.619	2'02.817	13
14	89	Heh - Caldani	36.388	89	Heh - Caldani	50.443	89	Heh - Caldani	43.523	14	89	Nicola Caldani	2'10.354	2'11.428	14
15	16	Hahn - Khodair	Transponder	666	Ohmura - Palou	50.662	666	Ohmura - Palou	55.458	15	16	Allam Khodair	Transponder		
16	666	Ohmura - Palou	Transponder	16	Hahn - Khodair	1'05.310	16	Hahn - Khodair	1'06.983	16	666	Alex Palou	Transponder		





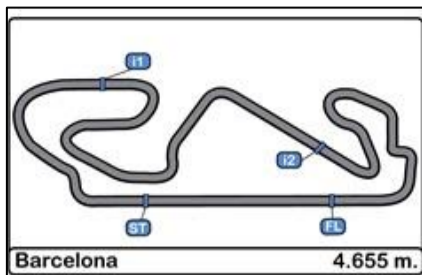
Circuito de Catalunya
Winter Series Barcelona
Free practice - 2

Best Top Speeds

17/02/2017

Ord.	Nº	Entrant / Team	Nat.	Driver	Nat.	St.	Driver 2	Nat.	St.	Vehicle	Cat.	Cla.	Top 1		Top 2		Top 3		Top 4		Top 5		Avg.	
													Km/h	Lap	Km/h	Lap	Km/h	Lap	Km/h	Lap	Km/h	Lap		Km/h
1	23	Stile F Squadra Corse	SMR	Jonathan Hui	HKG	Bronze				Ferrari 458 GT3	AM	1º	266.010	10	265.356	9	262.774	3	262.774	8	261.501	4	263.683	
2	555	FFF Racing Team by ACM	CHN	Hiroshi Hamaguchi	JPN	Bronze	Vitantonio Liuzzi	ITA	Platinum	Lamborghini Huracan GT3	PROAM	1º	264.706	9	262.774	3	262.774	5	262.774	8	262.136	4	263.033	
3	25	FF Corse	GBR	Ivor Dunbar	GBR	Bronze	Johnny Mowlem	GBR	Gold	Ferrari 488 GT3	PROAM	2º	264.059	9	262.136	8	262.136	10	261.501	5	260.870	3	262.140	
4	4	RACE	ESP	Jesse Kronh			Marcio Basso			BMW M6 GT3			260.870	10	259.615	9	258.993	4	258.993	5	258.993	8	259.493	
5	8	AF Corse	ITA	Piergiuseppe Perazzini	ITA	Bronze	Marco Cioci	ITA	Gold	Ferrari 488 GT3	PROAM	3º	260.870	4	260.241	5	245.455	3	163.636	2	154.950	1	217.030	
6	11	Raton Racing	ITA	Edoardo Liberati	ITA	Silver	Link Kang	CHN	Silver	Lamborghini Huracan GT3	PRO	1º	260.870	7	260.241	6	259.615	2	259.615	8	258.993	5	259.867	
7	43	PRO GT by Philippe Almeras	FRA	Philip Morin	SWE					Porsche 991 GT3 Cup			259.615	4	259.615	5	258.993	3	257.756	8	257.143	7	258.625	
8	10	Jordan Racing	GBR	Jordan Witt	GBR		David Witt	GBR		Bentley GT3			258.993	9	258.373	8	257.756	5	256.532	4	256.532	7	257.637	
9	15	Kessel Racing	CHE	Peter Goerke	CHE	Bronze				Ferrari 458 Challenge			258.993	5	258.373	6	256.532	2	256.532	4	235.808	7	253.248	
10	12	Kessel Racing	CHE	Deborah Mayer	FRA	Bronze				Ferrari 458 GT3	AM	2º	258.373	3	255.319	2	254.118	7	252.928	5	252.336	6	254.615	
11	5	SF Racing	CHN	Fu Songyang	CHN	Bronze	Andrea Caldarelli	ITA	Gold	Ferrari 488 GT3	PROAM	4º	255.924	6	254.118	5	254.118	7	253.521	2	253.521	3	254.240	
12	89	Spirit of Race	CHE	Peter Heh	SGP		Nicola Caldani	ITA		Ferrari 458 Challenge			255.924	4	254.118	6	254.118	7	254.118	3	254.118	8	254.479	
13	14	Kessel Racing	CHE	Claudio Schiavoni	ITA	Bronze				Ferrari 458 GT3	AM	3º	255.319	2	254.717	8	254.118	6	254.118	7	252.927	5	254.240	
14	46	FF Corse	GBR	Bonany Grimes	GBR	Bronze	Johnny Mowlem	GBR	Gold	Ferrari 458 Challenge			251.163	4	251.163	9	251.163	3	251.163	5	250.580	2	251.046	
15	9	Spirit of Race	CHE	Motoaki Ishikawa	JPN	Bronze	Olivier Beretta	ITA	Gold	Ferrari 488 GT3	PROAM	5º	184.300	1										184.300
16	666	Stile F Squadra Corse	SMR	Yoshiki Ohmura	CHE	Bronze	Alex Palou	ESP	Silver	Ferrari 458 GT2			132.353	1										132.353
17	16	Drivex School	ESP	Marcelo Hahn	BRA		Allam Khodair	BRA		Audi R8 LMS Ultra			101.029	1										101.029





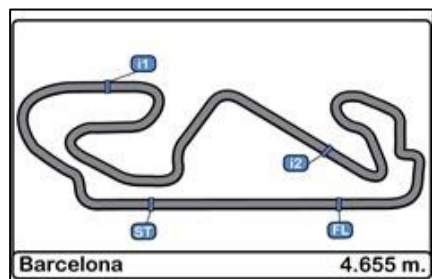
Circuito de Catalunya
Winter Series Barcelona
Free practice - 2

Fastest Lap Sequence

17/02/2017

Time of Day	Session Time	Nº	Entrant / Team	Nat.	Driver	Nat.	St.	Driver 2	Nat.	St.	Vehicle	Cat.	Time	Km/h	Lap
12:03'54.261	3'52.408	10	Jordan Racing	GBR	Jordan Witt	GBR		David Witt	GBR		Bentley GT3		1'52.004	149.620	2
12:03'59.726	3'57.704	4	RACE	ESP	Jesse Kronh			Marcio Basso			BMW M6 GT3		1'50.868	151.153	2
12:04'27.808	4'25.887	25	FF Corse	GBR	Ivor Dunbar	GBR	Bronze	Johnny Mowlem	GBR	Gold	Ferrari 488 GT3	PROAM	1'50.707	151.373	2
12:04'32.756	4'30.861	555	FFF Racing Team by ACM	CHN	Hiroshi Hamaguchi	JPN	Bronze	Vitantonio Liuzzi	ITA	Platinum	Lamborghini Huracan GT3	PROAM	1'48.746	154.102	2
12:06'15.821	6'13.973	25	FF Corse	GBR	Ivor Dunbar	GBR	Bronze	Johnny Mowlem	GBR	Gold	Ferrari 488 GT3	PROAM	1'48.086	155.043	3
12:08'03.635	8'01.832	25	FF Corse	GBR	Ivor Dunbar	GBR	Bronze	Johnny Mowlem	GBR	Gold	Ferrari 488 GT3	PROAM	1'47.859	155.370	4
12:08'10.409	8'08.497	555	FFF Racing Team by ACM	CHN	Hiroshi Hamaguchi	JPN	Bronze	Vitantonio Liuzzi	ITA	Platinum	Lamborghini Huracan GT3	PROAM	1'47.553	155.812	4
12:46'08.581	46'06.783	555	FFF Racing Team by ACM	CHN	Hiroshi Hamaguchi	JPN	Bronze	Vitantonio Liuzzi	ITA	Platinum	Lamborghini Huracan GT3	PROAM	1'46.155	157.864	7
12:47'54.612	47'52.728	555	FFF Racing Team by ACM	CHN	Hiroshi Hamaguchi	JPN	Bronze	Vitantonio Liuzzi	ITA	Platinum	Lamborghini Huracan GT3	PROAM	1'45.945	158.176	8





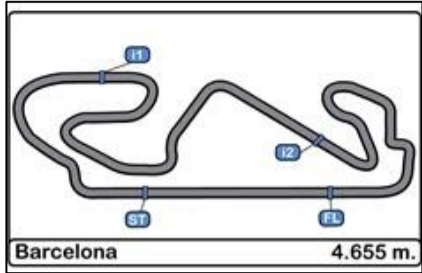
**Circuito de Catalunya
Winter Series Barcelona**

Event Maximum Speed

17/02/2017

Ord.	Nº	Entrant / Team	Nat.	Driver	Nat.	St.	Driver 2	Nat.	St.	Vehicle	Cat.	Cl.	Km/h	Lap	Session
1	11	Raton Racing	ITA	Edoardo Liberati	ITA	Silver	Link Kang	CHN	Silver	Lamborghini Huracan GT3	PRO	1º	267.327	13	Free practice - 1
2	23	Stile F Squadra Corse	SMR	Jonathan Hui	HKG	Bronze				Ferrari 458 GT3	AM	1º	266.010	6	Free practice - 1
3	15	Kessel Racing	CHE	Peter Goerke	CHE	Bronze				Ferrari 458 Challenge			264.706	4	Free practice - 1
4	555	FFF Racing Team by ACM	CHN	Hiroshi Hamaguchi	JPN	Bronze	Vitantonio Liuzzi	ITA	Platinum	Lamborghini Huracan GT3	PROAM	1º	264.706	12	Free practice - 1
5	25	FF Corse	GBR	Ivor Dunbar	GBR	Bronze	Johnny Mowlem	GBR	Gold	Ferrari 488 GT3	PROAM	2º	264.059	9	Free practice - 2
6	5	SF Racing	CHN	Fu Songyang	CHN	Bronze	Andrea Caldarelli	ITA	Gold	Ferrari 488 GT3	PROAM	3º	263.415	11	Free practice - 1
7	8	AF Corse	ITA	Piergiuseppe Perazzini	ITA	Bronze	Marco Cioci	ITA	Gold	Ferrari 488 GT3	PROAM	4º	263.415	16	Free practice - 1
8	4	RACE	ESP	Jesse Kronh			Marcio Basso			BMW M6 GT3			262.136	9	Free practice - 1
9	9	Spirit of Race	CHE	Motoaki Ishikawa	JPN	Bronze	Olivier Beretta	ITA	Gold	Ferrari 488 GT3	PROAM	5º	262.136	17	Free practice - 1
10	14	Kessel Racing	CHE	Claudio Schiavoni	ITA	Bronze				Ferrari 458 GT3	AM	2º	261.502	3	Free practice - 1
11	10	Jordan Racing	GBR	Jordan Witt	GBR		David Witt	GBR		Bentley GT3			259.616	21	Free practice - 1
12	12	Kessel Racing	CHE	Deborah Mayer	FRA	Bronze				Ferrari 458 GT3	AM	3º	259.616	4	Free practice - 1
13	43	PRO GT by Philippe Almeras	FRA	Philip Morin	SWE					Porsche 991 GT3 Cup			259.616	4	Free practice - 2
14	16	Drivex School	ESP	Marcelo Hahn	BRA		Allam Khodair	BRA		Audi R8 LMS Ultra			258.993	6	Free practice - 1
15	89	Spirit of Race	CHE	Peter Heh	SGP		Nicola Caldani	ITA		Ferrari 458 Challenge			258.374	5	Free practice - 1
16	666	Stile F Squadra Corse	SMR	Yoshiki Ohmura	CHE	Bronze	Alex Palou	ESP	Silver	Ferrari 458 GT2			255.925	2	Free practice - 1
17	46	FF Corse	GBR	Bonany Grimes	GBR	Bronze	Johnny Mowlem	GBR	Gold	Ferrari 458 Challenge			251.163	4	Free practice - 2



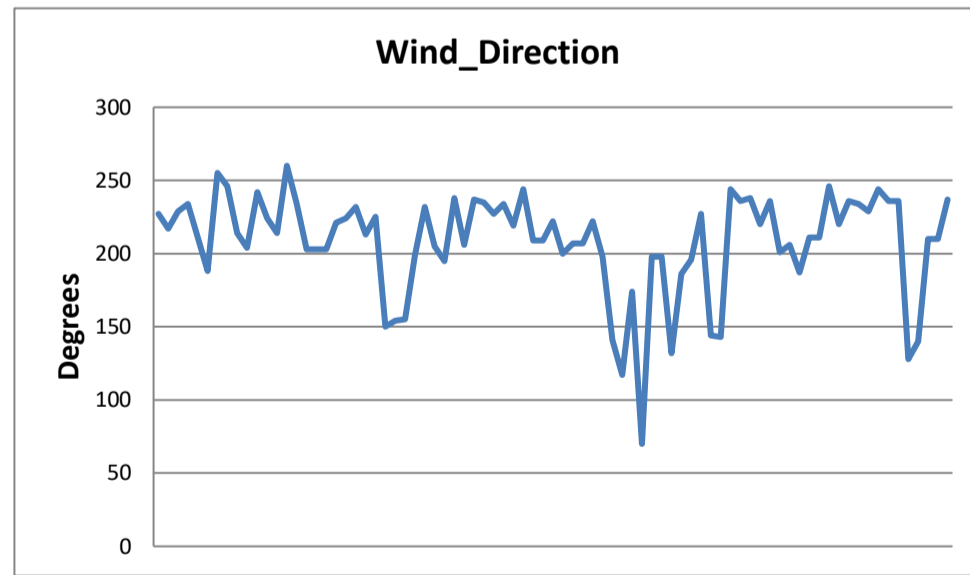
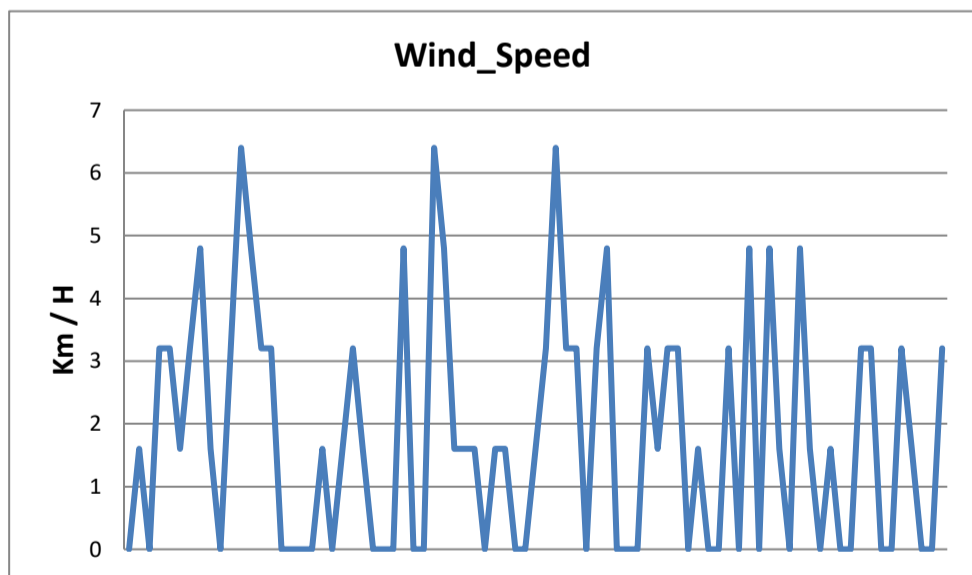
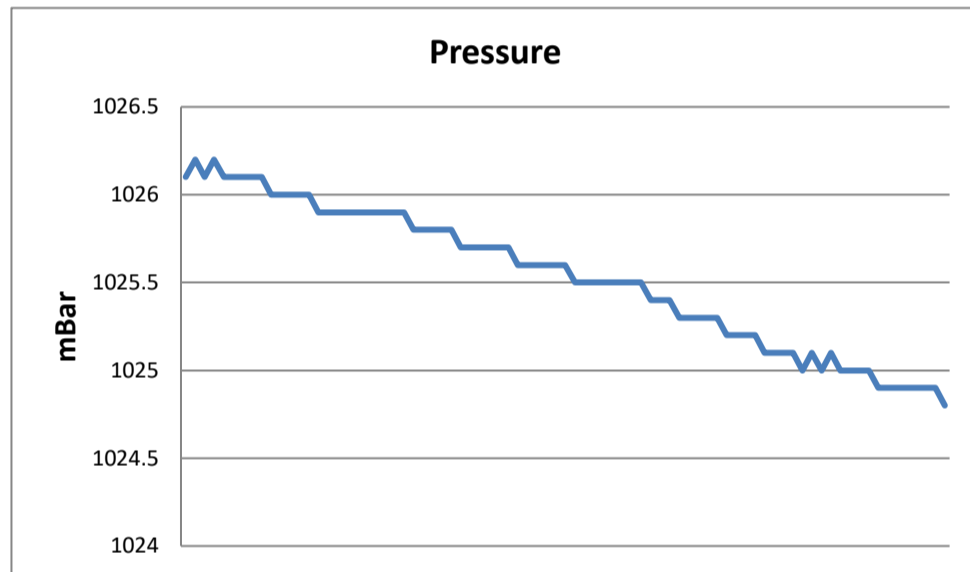
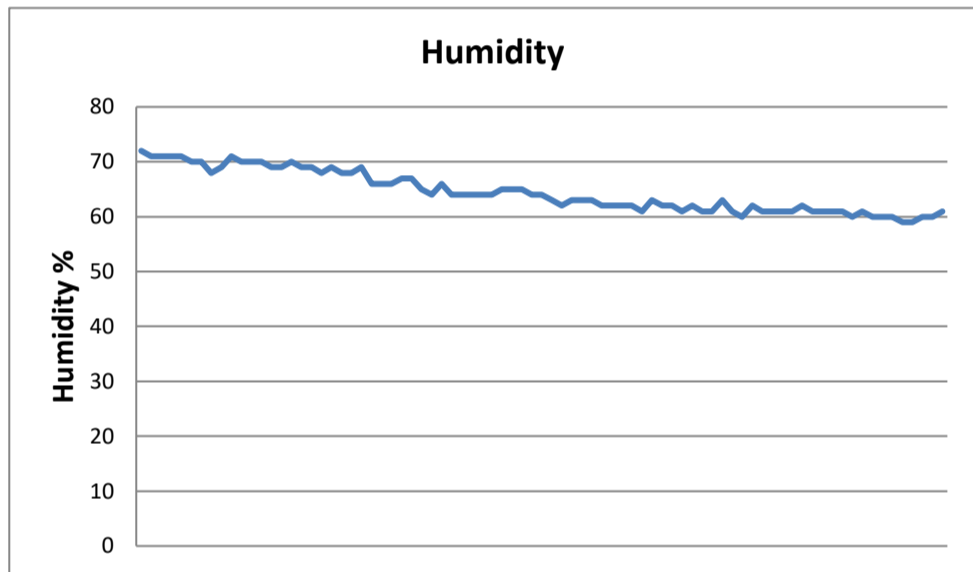
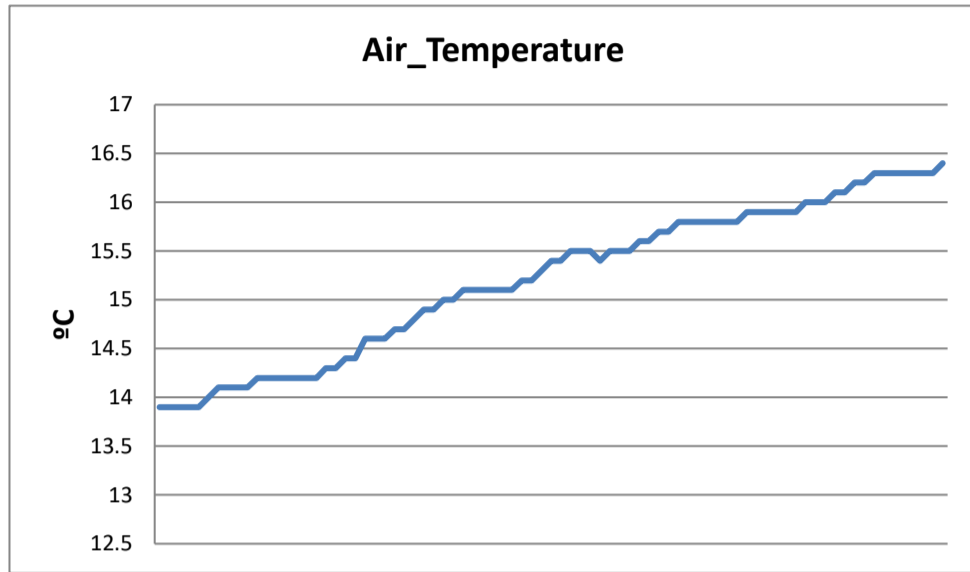
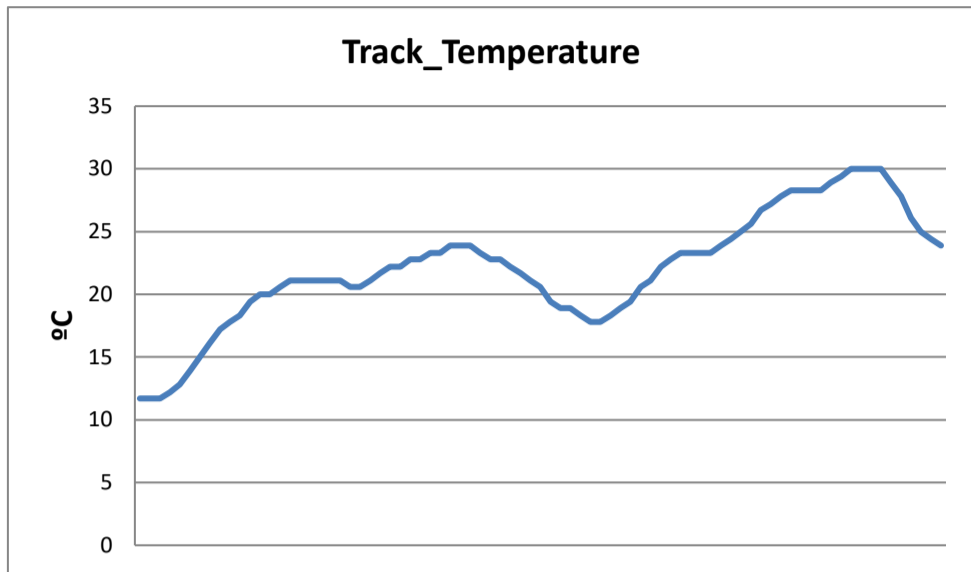


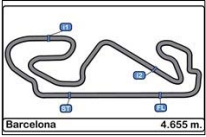
Circuito de Catalunya
Winter Series Barcelona
Free practice - 2

WEATHER REPORT

17/02/2017

Track Status DRY





**Circuito de Catalunya
Winter Series Barcelona**

PRIVATE TESTS 1 & 2 RESULTS

17/02/2017

Ord.	N°	Entrant / Team	Nat.	Driver	Nat.	St.	Driver 2	Nat.	St.	Vehicle	Cat.	Cla.	Laps	Laps1	BL1	Time-1	Laps2	BL2	Time-2	Best	Km/h
1	5	SF Racing	CHN	Fu Songyang	CHN	Bronze	Andrea Caldarelli	ITA	Gold	Ferrari 488 GT3	PROAM	1°	30	23	11	1'45.819	7	6	1'54.889	1'45.819	158.365
2	555	FFF Racing Team by ACM	CHN	Hiroshi Hamaguchi	JPN	Bronze	Vitantonio Luzzi	ITA	Platinum	Lamborghini Huracan GT3	PROAM	2°	32	21	8	1'48.650	11	8	1'45.945	1'45.945	158.176
3	8	AF Corse	ITA	Piergiuseppe Perazzini	ITA	Bronze	Marco Cioci	ITA	Gold	Ferrari 488 GT3	PROAM	3°	30	25	10	1'46.190	5	3	1'49.190	1'46.190	157.811
4	11	Raton Racing	ITA	Edoardo Liberati	ITA	Silver	Link Kang	CHN	Silver	Lamborghini Huracan GT3	PRO	1°	26	18	8	1'47.340	8	6	1'49.516	1'47.340	156.121
5	4	RACE	ESP	Jesse Kronh			Marcio Basso			BMW M6 GT3			27	16	10	1'47.691	11	9	1'47.391	1'47.391	156.047
6	25	FF Corse	GBR	Ivor Dunbar	GBR	Bronze	Johnny Mowlem	GBR	Gold	Ferrari 488 GT3	PROAM	4°	28	17	15	1'57.794	11	8	1'47.667	1'47.667	155.647
7	10	Jordan Racing	GBR	Jordan Witt	GBR		David Witt	GBR		Bentley GT3			30	21	4	1'49.319	9	8	1'47.835	1'47.835	155.404
8	14	Kessel Racing	CHE	Claudio Schiavoni	ITA	Bronze				Ferrari 458 GT3	AM	1°	23	15	3	1'48.557	8	2	1'51.489	1'48.557	154.371
9	23	Stile F Squadra Corse	SMR	Jonathan Hui	HKG	Bronze				Ferrari 458 GT3	AM	2°	28	19	7	1'50.103	9	9	1'53.360	1'50.103	152.203
10	16	Drivex School	ESP	Marcelo Hahn	BRA		Allam Khodair	BRA		Audi R8 LMS Ultra			10	10	6	1'50.655				1'50.655	151.444
11	43	PRO GT by Philippe Almeras	FRA	Philip Morin	SWE					Porsche 991 GT3 Cup			30	22	12	1'52.948	8	3	1'50.917	1'50.917	151.086
12	12	Kessel Racing	CHE	Deborah Mayer	FRA	Bronze				Ferrari 458 GT3	AM	3°	22	15	3	1'51.183	7	2	1'54.422	1'51.183	150.724
13	9	Spirit of Race	CHE	Motoaki Ishikawa	JPN	Bronze	Olivier Beretta	ITA	Gold	Ferrari 488 GT3	PROAM	5°	22	22	15	1'52.460				1'52.460	149.013
14	46	FF Corse	GBR	Bonany Grimes	GBR	Bronze	Johnny Mowlem	GBR	Gold	Ferrari 458 Challenge			29	19	7	1'55.303	10	4	1'59.008	1'55.303	145.339
15	15	Kessel Racing	CHE	Peter Goerke	CHE	Bronze				Ferrari 458 Challenge			19	12	3	1'56.144	7	6	2'02.817	1'56.144	144.286
16	89	Spirit of Race	CHE	Peter Heh	SGP		Nicola Caldani	ITA		Ferrari 458 Challenge			24	15	2	2'12.594	9	8	2'11.428	2'11.428	127.507
17	666	Stile F Squadra Corse	SMR	Yoshiki Ohmura	CHE	Bronze	Alex Palou	ESP	Silver	Ferrari 458 GT2			4	4	2	2'34.661				2'34.661	108.353

Published at:.....

Stewards:	Race Director:	Timekeeper:
------------------	-----------------------	------------------------

