

Circuito de Catalunya
Winter Series Barcelona
Free practice - 5

Results

18/02/2017

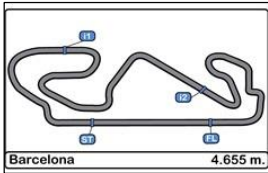
Ord.	Nº	Entrant / Team	Nat.	Driver	Nat.	St.	Driver 2	Nat.	St.	Vehicle	Cat.	Cla.	Laps	Best	Time	Gap	Interval	Km/h
1	555	FFF Racing Team by ACM	CHN	Hiroshi Hamaguchi	JPN	Bronze	Vitantonio Liuzzi	ITA	Platinum	Lamborghini Huracan GT3	PROAM	1º	20	7	1'45.416			158.970
2	8	AF Corse	ITA	Piergiuseppe Perazzini	ITA	Bronze	Marco Cioci	ITA	Gold	Ferrari 488 GT3	PROAM	2º	26	10	1'45.608	0"192	0"192	158.681
3	5	SF Racing	CHN	Fu Songyang	CHN	Bronze	Andrea Caldarelli	ITA	Gold	Ferrari 488 GT3	PROAM	3º	21	9	1'46.269	0"853	0"661	157.694
4	25	FF Corse	GBR	Ivor Dunbar	GBR	Bronze	Johnny Mowlem	GBR	Gold	Ferrari 488 GT3	PROAM	4º	24	10	1'47.825	2"409	1"556	155.419
5	3	RACE	ESP	Marzio Basso			Victor Bouverg			BMW M6 GT3			20	9	1'47.922	2"506	0"097	155.279
6	9	Spirit of Race	CHE	Motoaki Ishikawa	JPN	Bronze	Olivier Beretta	ITA	Gold	Ferrari 488 GT3	PROAM	5º	26	4	1'48.419	3"003	0"497	154.567
7	11	Raton Racing	ITA	Edoardo Liberati	ITA	Silver	Link Kang	CHN	Silver	Lamborghini Huracan GT3	PRO	1º	5	3	1'48.579	3"163	0"160	154.339
8	4	RACE	ESP	Rodolfo Gonzalez			Jesse Kronh			BMW M6 GT3			22	20	1'48.996	3"580	0"417	153.749
9	16	Drivex School	ESP	Marcelo Hahn	BRA		Allam Khodair	BRA		Audi R8 LMS Ultra			9	7	1'49.223	3"807	0"227	153.429
10	77	Stile F Squadra Corse	SMR	Jonathan Hui	RUS	Bronze				Ferrari 458 GT3	AM	1º	18	6	1'49.606	4"190	0"383	152.893
11	43	PRO GT by Philippe Almeras	FRA	Philip Morin	SWE					Porsche 991 GT3 Cup			22	17	1'50.751	5"335	1"145	151.312
12	12	Kessel Racing	CHE	Deborah Mayer	FRA	Bronze				Ferrari 458 GT3	AM	2º	15	8	1'50.775	5"359	0"024	151.280
13	46	FF Corse	GBR	Bonany Grimes	GBR	Bronze	Johnny Mowlem	GBR	Gold	Ferrari 458 Challenge			17	15	1'54.343	8"927	3"568	146.559
14	14	Kessel Racing	CHE	Claudio Schiavoni	ITA	Bronze				Ferrari 458 GT3	AM	3º	6	5	1'54.698	9"282	0"355	146.105
15	89	Spirit of Race	CHE	Peter Heh	SGP		Nicola Caldani	ITA		Ferrari 458 Challenge			18	4	1'57.703	12"287	3"005	142.375
16	15	Kessel Racing	CHE	Peter Goerke	CHE	Bronze				Ferrari 458 Challenge			12	7	1'58.794	13"378	1"091	141.068

Published at:.....

Track Status **DRY**

Stewards: 	Race Director: 	Timekeeper: 
----------------------	---------------------------	---





Circuito de Catalunya
Winter Series Barcelona
Free practice - 5

LAP ANALYSIS

18/02/2017

Number	3			4			5			8			9		
	Lap Time	Partial	Speed	Lap Time	Partial	Speed	Lap Time	Partial	Speed	Lap Time	Partial	Speed	Lap Time	Partial	Speed
22 ^a - 1										0'30.754	0'30.754	262.136	0'31.364	0'31.364	263.415
22 ^a - 2										1'12.068	0'41.314		1'14.633	0'43.269	
22 ^a - 3										1'48.140	0'36.072		1'51.495	0'36.862	
23 ^a - 1										0'30.804	0'30.804	262.136	0'31.374	0'31.374	264.059
23 ^a - 2										1'12.223	0'41.419		1'13.619	0'42.245	
23 ^a - 3										1'47.829	0'35.606		1'50.441	0'36.822	
24 ^a - 1										0'30.482	0'30.482	261.502	0'31.372	0'31.372	264.059
24 ^a - 2										1'11.687	0'41.205		1'14.008	0'42.636	
24 ^a - 3										1'47.311	0'35.624		1'51.944	0'37.936	
25 ^a - 1										0'30.607	0'30.607	262.136	0'35.940	0'35.940	254.118
25 ^a - 2										1'12.012	0'41.405		1'20.427	0'44.487	
25 ^a - 3										1'53.316	0'41.304	PIT	2'07.813	0'47.386	PIT

Ideal Lap	
0'30.418	0'30.418
1'11.700	0'41.282
1'47.470	0'35.770

Ideal Lap	
0'30.715	0'30.715
1'12.646	0'41.931
1'48.884	0'36.238

Ideal Lap	
0'30.430	0'30.430
1'11.093	0'40.663
1'46.191	0'35.098

Ideal Lap	
0'30.207	0'30.207
1'10.673	0'40.466
1'45.530	0'34.857

Ideal Lap	
0'30.987	0'30.987
1'12.163	0'41.176
1'48.395	0'36.232

Ideal Best Lap	
0'30.132	0'30.132
1'10.568	0'40.436
1'45.228	0'34.660

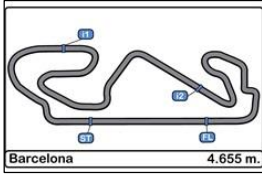


Circuito de Catalunya
Winter Series Barcelona
Free practice - 5

LAP ANALYSIS

18/02/2017

Number	11			12			14			15			16		
Lap	Lap Time	Partial	Speed	Lap Time	Partial	Speed	Lap Time	Partial	Speed	Lap Time	Partial	Speed	Lap Time	Partial	Speed
1ª - 1	0'31.271	0'31.271	263.415	0'32.020	0'32.020	258.993	0'32.979	0'32.979	255.320	2'26.321	2'26.321	118.422	0'33.525	0'33.525	231.264
1ª - 2	1'13.314	0'42.043		1'15.204	0'43.184		1'18.056	0'45.077		3'14.650	0'48.329		1'18.967	0'45.442	
1ª - 3	1'50.594	0'37.280		1'54.408	0'39.204		2'01.550	0'43.494		3'55.411	0'40.761		1'58.112	0'39.145	
2ª - 1	0'30.944	0'30.944	264.059	0'31.677	0'31.677	258.374	0'32.643	0'32.643	254.118	0'37.164	0'37.164	225.942	0'32.674	0'32.674	247.707
2ª - 2	1'12.353	0'41.409		1'14.092	0'42.415		1'17.795	0'45.152		1'25.067	0'47.903		1'17.709	0'45.035	
2ª - 3	1'48.579	0'36.226		1'50.853	0'36.761		1'56.254	0'38.459		2'08.158	0'43.091		2'00.627	0'42.918	
3ª - 1	0'30.636	0'30.636	264.706	0'31.246	0'31.246	262.136	0'32.479	0'32.479	255.925	0'34.081	0'34.081	262.136	0'32.050	0'32.050	257.757
3ª - 2	1'11.973	0'41.337		1'15.181	0'43.935		1'16.675	0'44.196		1'20.796	0'46.715		1'14.494	0'42.444	
3ª - 3	1'50.514	0'38.541		2'04.090	0'48.909	PIT	1'54.936	0'38.261		2'00.883	0'40.087		1'51.565	0'37.071	
4ª - 1	0'31.666	0'31.666	262.774	4'34.532	4'34.532	148.352	0'32.657	0'32.657	257.143	0'33.966	0'33.966	262.136	0'31.323	0'31.323	257.143
4ª - 2	1'14.410	0'42.744		5'25.155	0'50.623		1'16.752	0'44.095		1'20.435	0'46.469		1'13.801	0'42.478	
4ª - 3	2'02.653	0'48.243	PIT	6'05.073	0'39.918		1'54.698	0'37.946		2'00.241	0'39.806		1'50.308	0'36.507	
5ª - 1				0'31.952	0'31.952	257.757	0'32.134	0'32.134	258.374	0'33.727	0'33.727	261.502	0'31.263	0'31.263	257.143
5ª - 2				1'15.454	0'43.502		1'16.631	0'44.497		1'19.611	0'45.884		1'13.505	0'42.242	
5ª - 3				1'52.494	0'37.040		2'14.178	0'57.547	PIT	1'59.692	0'40.081		1'49.842	0'36.337	
6ª - 1				0'31.462	0'31.462	258.993				0'33.566	0'33.566	264.059	0'31.114	0'31.114	258.374
6ª - 2				1'14.242	0'42.780					1'19.242	0'45.676		1'13.068	0'41.954	
6ª - 3				1'51.015	0'36.773					1'58.794	0'39.552		1'49.223	0'36.155	
7ª - 1				0'31.448	0'31.448	260.241				0'34.805	0'34.805	263.415	0'31.164	0'31.164	257.757
7ª - 2				1'14.277	0'42.829					1'30.623	0'55.818		1'14.450	0'43.286	
7ª - 3				1'50.775	0'36.498					2'31.756	1'01.133	PIT	2'02.617	0'48.167	PIT
8ª - 1				0'31.285	0'31.285	260.870				8'46.481	8'46.481	170.887	33'50.062	33'50.062	107.356
8ª - 2				1'13.780	0'42.495					9'34.465	0'47.984		34'47.834	0'57.772	
8ª - 3				2'04.948	0'51.168	PIT				10'15.115	0'40.650		35'38.027	0'50.193	PIT
9ª - 1				5'12.469	5'12.469	117.264				0'34.466	0'34.466	259.616			
9ª - 2				6'00.148	0'47.679					1'22.095	0'47.629				
9ª - 3				6'40.432	0'40.284					2'04.730	0'42.635				
10ª - 1				0'33.381	0'33.381	255.925				0'34.432	0'34.432	260.241			
10ª - 2				1'19.175	0'45.794					1'20.967	0'46.535				
10ª - 3				1'59.035	0'39.860					2'01.357	0'40.390				
11ª - 1				0'33.113	0'33.113	257.143				0'36.631	0'36.631	260.241			
11ª - 2				1'20.172	0'47.059					1'25.255	0'48.624				
11ª - 3				2'00.258	0'40.086					2'28.669	1'03.414	PIT			
12ª - 1				0'33.416	0'33.416	258.374									
12ª - 2				1'19.156	0'45.740										
12ª - 3				1'58.801	0'39.645										
13ª - 1				0'32.902	0'32.902	257.757									
13ª - 2				1'18.221	0'45.319										
13ª - 3				1'57.946	0'39.725										
14ª - 1				0'34.036	0'34.036	257.757									
14ª - 2				1'27.081	0'53.045										
14ª - 3				2'28.987	1'01.906	PIT									
15ª - 1															
15ª - 2															
15ª - 3															
16ª - 1															
16ª - 2															
16ª - 3															
17ª - 1															
17ª - 2															
17ª - 3															
18ª - 1															
18ª - 2															
18ª - 3															
19ª - 1															
19ª - 2															
19ª - 3															
20ª - 1															
20ª - 2															
20ª - 3															
21ª - 1															
21ª - 2															
21ª - 3															



Circuito de Catalunya
Winter Series Barcelona
Free practice - 5

LAP ANALYSIS

18/02/2017

Number	11			12			14			15			16		
	Lap Time	Partial	Speed	Lap Time	Partial	Speed	Lap Time	Partial	Speed	Lap Time	Partial	Speed	Lap Time	Partial	Speed
22 ^a - 1															
22 ^a - 2															
22 ^a - 3															
23 ^a - 1															
23 ^a - 2															
23 ^a - 3															
24 ^a - 1															
24 ^a - 2															
24 ^a - 3															
25 ^a - 1															
25 ^a - 2															
25 ^a - 3															

Ideal Lap	
0'30.636	0'30.636
1'11.973	0'41.337
1'48.199	0'36.226

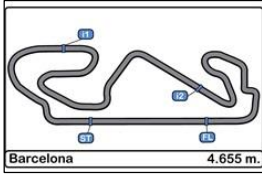
Ideal Lap	
0'31.246	0'31.246
1'13.661	0'42.415
1'50.159	0'36.498

Ideal Lap	
0'32.134	0'32.134
1'16.229	0'44.095
1'54.175	0'37.946

Ideal Lap	
0'33.566	0'33.566
1'19.242	0'45.676
1'58.794	0'39.552

Ideal Lap	
0'31.114	0'31.114
1'13.068	0'41.954
1'49.223	0'36.155

Ideal Best Lap	
0'30.132	0'30.132
1'10.568	0'40.436
1'45.228	0'34.660



Circuito de Catalunya
Winter Series Barcelona
Free practice - 5

LAP ANALYSIS

18/02/2017

Number	25			43			46			77			89		
Lap	Lap Time	Partial	Speed	Lap Time	Partial	Speed	Lap Time	Partial	Speed	Lap Time	Partial	Speed	Lap Time	Partial	Speed
22 ^a - 1	0'33.713	0'33.713	257.757												
22 ^a - 2	1'18.806	0'45.093													
22 ^a - 3	1'58.346	0'39.540													
23 ^a - 1	0'34.213	0'34.213	258.374												
23 ^a - 2	1'19.264	0'45.051													
23 ^a - 3	2'11.842	0'52.578	PIT												
24 ^a - 1															
24 ^a - 2															
24 ^a - 3															
25 ^a - 1															
25 ^a - 2															
25 ^a - 3															

Ideal Lap		
0'30.462	0'30.462	
1'11.874	0'41.412	
1'47.414	0'35.540	

Ideal Lap		
0'31.586	0'31.586	
1'14.240	0'42.654	
1'50.751	0'36.511	

Ideal Lap		
0'32.719	0'32.719	
1'16.590	0'43.871	
1'54.152	0'37.562	

Ideal Lap		
0'31.232	0'31.232	
1'12.965	0'41.733	
1'49.606	0'36.641	

Ideal Lap		
0'33.094	0'33.094	
1'18.161	0'45.067	
1'57.448	0'39.287	

Ideal Best Lap		
0'30.132	0'30.132	
1'10.568	0'40.436	
1'45.228	0'34.660	

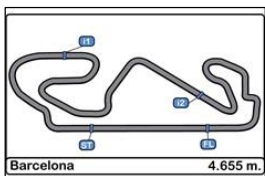


Circuito de Catalunya
Winter Series Barcelona
Free practice - 5

LAP ANALYSIS

18/02/2017

Number	555		
Lap	Lap Time	Partial	Speed
1ª - 1	0'31.417	0'31.417	258.374
1ª - 2	1'13.145	0'41.728	
1ª - 3	1'49.142	0'35.997	
2ª - 1	0'30.964	0'30.964	263.415
2ª - 2	1'12.339	0'41.375	
2ª - 3	1'48.175	0'35.836	
3ª - 1	0'30.750	0'30.750	263.415
3ª - 2	1'11.890	0'41.140	
3ª - 3	1'47.584	0'35.694	
4ª - 1	0'30.670	0'30.670	264.059
4ª - 2	1'13.641	0'42.971	
4ª - 3	1'58.197	0'44.556	PIT
5ª - 1	6'13.732	6'13.732	129.808
5ª - 2	6'58.147	0'44.415	
5ª - 3	7'35.789	0'37.642	
6ª - 1	0'30.279	0'30.279	262.136
6ª - 2	1'10.756	0'40.477	
6ª - 3	1'45.416	0'34.660	
7ª - 1	0'30.132	0'30.132	264.706
7ª - 2	1'10.568	0'40.436	
7ª - 3	1'45.451	0'34.883	
8ª - 1	0'33.575	0'33.575	264.706
8ª - 2	1'19.107	0'45.532	
8ª - 3	2'04.993	0'45.886	PIT
9ª - 1	10'14.706	10'14.706	174.475
9ª - 2	10'57.759	0'43.053	
9ª - 3	11'34.207	0'36.448	
10ª - 1	0'31.203	0'31.203	262.136
10ª - 2	1'13.130	0'41.927	
10ª - 3	1'49.535	0'36.405	
11ª - 1	0'30.673	0'30.673	263.415
11ª - 2	1'11.974	0'41.301	
11ª - 3	1'49.873	0'37.899	
12ª - 1	0'30.870	0'30.870	263.415
12ª - 2	1'12.084	0'41.214	
12ª - 3	1'47.774	0'35.690	
13ª - 1	0'31.899	0'31.899	264.706
13ª - 2	1'15.877	0'43.978	
13ª - 3	2'01.091	0'45.214	PIT
14ª - 1	2'39.509	2'39.509	181.208
14ª - 2	3'22.298	0'42.789	
14ª - 3	3'58.548	0'36.250	
15ª - 1	0'30.491	0'30.491	262.774
15ª - 2	1'11.374	0'40.883	
15ª - 3	1'47.157	0'35.783	
16ª - 1	0'31.218	0'31.218	266.010
16ª - 2	1'17.418	0'46.200	
16ª - 3	1'53.539	0'36.121	
17ª - 1	0'30.236	0'30.236	264.059
17ª - 2	1'11.343	0'41.107	
17ª - 3	1'46.800	0'35.457	
18ª - 1	0'30.153	0'30.153	265.357
18ª - 2	1'11.180	0'41.027	
18ª - 3	1'46.452	0'35.272	
19ª - 1	0'30.658	0'30.658	265.357
19ª - 2	1'12.685	0'42.027	
19ª - 3	2'02.461	0'49.776	PIT
20ª - 1			
20ª - 2			
20ª - 3			
21ª - 1			
21ª - 2			
21ª - 3			



Circuito de Catalunya
Winter Series Barcelona
Free practice - 5

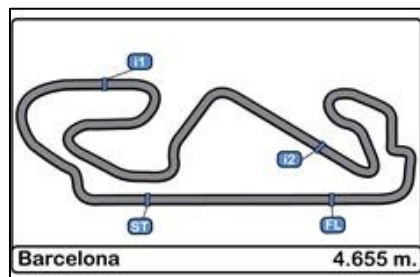
LAP ANALYSIS

18/02/2017

Number	555		
Lap	Lap Time	Partial	Speed
22 ^a - 1			
22 ^a - 2			
22 ^a - 3			
23 ^a - 1			
23 ^a - 2			
23 ^a - 3			
24 ^a - 1			
24 ^a - 2			
24 ^a - 3			
25 ^a - 1			
25 ^a - 2			
25 ^a - 3			

Ideal Lap	
0'30.132	0'30.132
1'10.568	0'40.436
1'45.228	0'34.660

Ideal Best Lap	
0'30.132	0'30.132
1'10.568	0'40.436
1'45.228	0'34.660

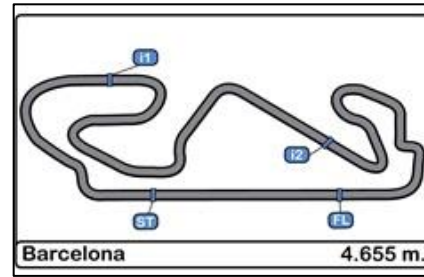


Circuito de Catalunya
Winter Series Barcelona
Free practice - 5

Best Sectors Results

18/02/2017

Sector - 1				Sector - 2				Sector - 3				Ideal Lap vs Best Lap			
Ord.	Nº	Driver	Time	Nº	Driver	Time	Nº	Driver	Time	Ord.	Nº	Driver	Ideal Lap	Best Lap	Ord.
1	555	Hamaguchi - Liuzzi	30.132	555	Hamaguchi - Liuzzi	40.436	555	Hamaguchi - Liuzzi	34.660	1	555	Hiroshi Hamaguchi	1'45.228	1'45.416	1
2	8	Perazzini - Cioci	30.207	8	Perazzini - Cioci	40.466	8	Perazzini - Cioci	34.857	2	8	Piergiuseppe Perazzini	1'45.530	1'45.608	2
3	3	Basso - Bouverg	30.418	5	Songyang - Caldarelli	40.663	5	Songyang - Caldarelli	35.098	3	5	Fu Songyang	1'46.191	1'46.269	3
4	5	Songyang - Caldarelli	30.430	9	Ishikawa - Beretta	41.176	25	Dunbar - Mowlem	35.540	4	25	Ivor Dunbar	1'47.414	1'47.825	4
5	25	Dunbar - Mowlem	30.462	3	Basso - Bouverg	41.282	3	Basso - Bouverg	35.770	5	3	Marzio Basso	1'47.470	1'47.922	5
6	11	Liberati - Kang	30.636	11	Liberati - Kang	41.337	16	Hahn - Khodair	36.155	6	11	Edoardo Liberati	1'48.199	1'48.579	7
7	4	Gonzalez - Kronh	30.715	25	Dunbar - Mowlem	41.412	11	Liberati - Kang	36.226	7	9	Motoaki Ishikawa	1'48.395	1'48.419	6
8	9	Ishikawa - Beretta	30.987	77	Pavel Strukov	41.733	9	Ishikawa - Beretta	36.232	8	4	Rodolfo Gonzalez	1'48.884	1'48.996	8
9	16	Hahn - Khodair	31.114	4	Gonzalez - Kronh	41.931	4	Gonzalez - Kronh	36.238	9	16	Marcelo Hahn	1'49.223	1'49.223	9
10	77	Pavel Strukov	31.232	16	Hahn - Khodair	41.954	12	Deborah Mayer	36.498	10	77	Jonathan Hui	1'49.606	1'49.606	10
11	12	Deborah Mayer	31.246	12	Deborah Mayer	42.415	43	Philip Morin	36.511	11	12	Deborah Mayer	1'50.159	1'50.775	12
12	43	Philip Morin	31.586	43	Philip Morin	42.654	77	Pavel Strukov	36.641	12	43	Philip Morin	1'50.751	1'50.751	11
13	14	Claudio Schiavoni	32.134	46	Grimes - Mowlem	43.871	46	Grimes - Mowlem	37.562	13	46	Bonany Grimes	1'54.152	1'54.343	13
14	46	Grimes - Mowlem	32.719	14	Claudio Schiavoni	44.095	14	Claudio Schiavoni	37.946	14	14	Claudio Schiavoni	1'54.175	1'54.698	14
15	89	Heh - Caldani	33.094	89	Heh - Caldani	45.067	89	Heh - Caldani	39.287	15	89	Peter Heh	1'57.448	1'57.703	15
16	15	Peter Goerke	33.566	15	Peter Goerke	45.676	15	Peter Goerke	39.552	16	15	Peter Goerke	1'58.794	1'58.794	16



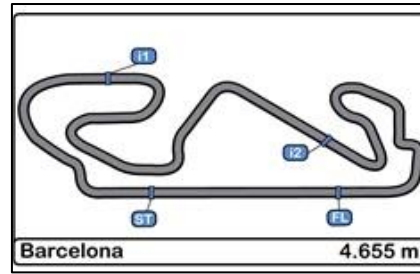
Circuito de Catalunya
Winter Series Barcelona
Free practice - 5

Best Top Speeds

18/02/2017

Ord.	Nº	Entrant / Team	Nat.	Driver	Nat.	St.	Driver 2	Nat.	St.	Vehicle	Cat.	Cla.	Top 1		Top 2		Top 3		Top 4		Top 5		Avg.
													Km/h	Lap	Km/h	Lap	Km/h	Lap	Km/h	Lap	Km/h	Lap	
1	555	FFF Racing Team by ACM	CHN	Hiroshi Hamaguchi	JPN	Bronze	Vitantonio Liuzzi	ITA	Platinum	Lamborghini Huracan GT3	PROAM	1º	266.010	17	265.356	20	265.356	19	264.706	8	264.706	9	265.227
2	11	Raton Racing	ITA	Edoardo Liberati	ITA	Silver	Link Kang	CHN	Silver	Lamborghini Huracan GT3	PRO	1º	264.706	4	264.059	3	263.415	2	262.774	5	135.169	1	238.024
3	9	Spirit of Race	CHE	Motoaki Ishikawa	JPN	Bronze	Olivier Beretta	ITA	Gold	Ferrari 488 GT3	PROAM	2º	264.059	5	264.059	24	264.059	17	264.059	25	263.415	22	263.930
4	15	Kessel Racing	CHE	Peter Goerke	CHE	Bronze				Ferrari 458 Challenge			264.059	7	263.415	8	262.136	5	262.136	4	261.501	6	262.649
5	25	FF Corse	GBR	Ivor Dunbar	GBR	Bronze	Johnny Mowlem	GBR	Gold	Ferrari 488 GT3	PROAM	3º	264.059	9	264.059	8	262.774	5	262.136	7	262.136	11	263.033
6	3	RACE	ESP	Marzio Basso			Victor Bouverg			BMW M6 GT3			263.415	20	263.415	19	262.774	17	262.136	18	260.241	10	262.396
7	8	AF Corse	ITA	Piergiuseppe Perazzini	ITA	Bronze	Marco Cioci	ITA	Gold	Ferrari 488 GT3	PROAM	4º	263.415	21	262.774	20	262.136	11	262.136	22	262.136	23	262.519
8	4	RACE	ESP	Rodolfo Gonzalez			Jesse Kronh			BMW M6 GT3			262.774	18	262.136	12	262.136	14	262.136	21	261.501	10	262.137
9	89	Spirit of Race	CHE	Peter Heh	SGP		Nicola Caldani	ITA		Ferrari 458 Challenge			262.774	4	260.870	3	260.241	11	260.241	12	259.615	14	260.748
10	5	SF Racing	CHN	Fu Songyang	CHN	Bronze	Andrea Caldarelli	ITA	Gold	Ferrari 488 GT3	PROAM	5º	262.136	5	262.136	6	261.501	10	260.241	3	260.241	4	261.251
11	12	Kessel Racing	CHE	Deborah Mayer	FRA	Bronze				Ferrari 458 GT3	AM	1º	262.136	4	260.870	9	260.241	8	258.993	2	258.993	7	260.246
12	43	PRO GT by Philippe Almeras	FRA	Philip Morin	SWE					Porsche 991 GT3 Cup			260.870	7	260.870	5	260.870	8	260.870	10	260.870	11	260.870
13	14	Kessel Racing	CHE	Claudio Schiavoni	ITA	Bronze				Ferrari 458 GT3	AM	2º	258.373	6	257.143	5	255.924	4	255.319	2	254.118	3	256.175
14	16	Drivex School	ESP	Marcelo Hahn	BRA		Allam Khodair	BRA		Audi R8 LMS Ultra			258.373	7	257.757	8	257.756	4	257.143	6	257.143	5	257.634
15	77	Stile F Squadra Corse	SMR	Jonathan Hui	RUS	Bronze				Ferrari 458 GT3	AM	3º	257.143	6	256.532	7	256.532	10	256.532	14	256.532	17	256.654
16	46	FF Corse	GBR	Bonany Grimes	GBR	Bronze	Johnny Mowlem	GBR	Gold	Ferrari 458 Challenge			254.717	16	253.521	12	253.521	15	252.928	9	252.927	11	253.523





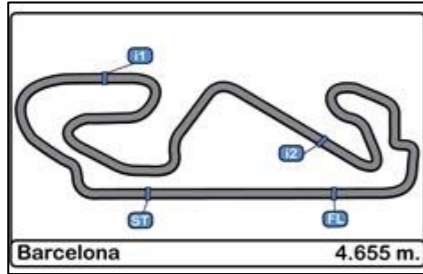
Circuito de Catalunya
Winter Series Barcelona
Free practice - 5

Fastest Lap Sequence

18/02/2017

Time of Day	Session Time	Nº	Entrant / Team	Nat.	Driver	Nat.	St.	Driver 2	Nat.	St.	Vehicle	Cat.	Time	Km/h	Lap
10:04'24.357	4'30.463	43	PRO GT by Philippe Almeras	FRA	Philip Morin	SWE					Porsche 991 GT3 Cup		2'00.305	139.296	2
10:04'53.188	4'59.336	3	RACE	ESP	Marzio Basso			Victor Bouverg			BMW M6 GT3		1'53.413	147.761	2
10:04'53.423	4'59.521	555	FFF Racing Team by ACM	CHN	Hiroshi Hamaguchi	JPN	Bronze	Vitantonio Liuzzi	ITA	Platinum	Lamborghini Huracan GT3	PROAM	1'49.142	153.543	2
10:05'44.743	5'50.918	8	AF Corse	ITA	Piergiuseppe Perazzini	ITA	Bronze	Marco Cioci	ITA	Gold	Ferrari 488 GT3	PROAM	1'47.094	156.479	2
10:07'31.779	7'37.955	8	AF Corse	ITA	Piergiuseppe Perazzini	ITA	Bronze	Marco Cioci	ITA	Gold	Ferrari 488 GT3	PROAM	1'47.037	156.563	3
10:10'45.018	10'51.116	5	SF Racing	CHN	Fu Songyang	CHN	Bronze	Andrea Caldarelli	ITA	Gold	Ferrari 488 GT3	PROAM	1'46.571	157.247	4
10:12'31.443	12'37.564	5	SF Racing	CHN	Fu Songyang	CHN	Bronze	Andrea Caldarelli	ITA	Gold	Ferrari 488 GT3	PROAM	1'46.448	157.429	5
10:17'04.482	17'10.573	8	AF Corse	ITA	Piergiuseppe Perazzini	ITA	Bronze	Marco Cioci	ITA	Gold	Ferrari 488 GT3	PROAM	1'46.230	157.752	7
10:19'48.474	19'54.682	555	FFF Racing Team by ACM	CHN	Hiroshi Hamaguchi	JPN	Bronze	Vitantonio Liuzzi	ITA	Platinum	Lamborghini Huracan GT3	PROAM	1'45.416	158.970	7



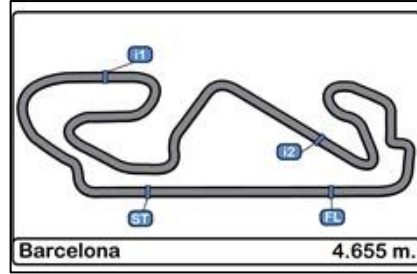


Circuito de Catalunya Winter Series Barcelona

Event Maximum Speed

18/02/2017

Ord.	Nº	Entrant / Team	Nat.	Driver	Nat.	St.	Driver 2	Nat.	St.	Vehicle	Cat.	Cla.	Km/h	Lap	Session
1	555	FFF Racing Team by ACM	CHN	Hiroshi Hamaguchi	JPN	Bronze	Vitantonio Liuzzi	ITA	Platinum	Lamborghini Huracan GT3	PROAM	1º	266.010	17	Free practice - 5
2	11	Raton Racing	ITA	Edoardo Liberati	ITA	Silver	Link Kang	CHN	Silver	Lamborghini Huracan GT3	PRO	1º	264.706	4	Free practice - 5
3	9	Spirit of Race	CHE	Motoaki Ishikawa	JPN	Bronze	Olivier Beretta	ITA	Gold	Ferrari 488 GT3	PROAM	2º	264.059	5	Free practice - 5
4	15	Kessel Racing	CHE	Peter Goerke	CHE	Bronze				Ferrari 458 Challenge			264.059	7	Free practice - 5
5	25	FF Corse	GBR	Ivor Dunbar	GBR	Bronze	Johnny Mowlem	GBR	Gold	Ferrari 488 GT3	PROAM	3º	264.059	9	Free practice - 5
6	3	RACE	ESP	Marzio Basso			Victor Bouverg			BMW M6 GT3			263.415	20	Free practice - 5
7	8	AF Corse	ITA	Piergiuseppe Perazzini	ITA	Bronze	Marco Cioci	ITA	Gold	Ferrari 488 GT3	PROAM	4º	263.415	21	Free practice - 5
8	4	RACE	ESP	Rodolfo Gonzalez			Jesse Kronh			BMW M6 GT3			262.774	18	Free practice - 5
9	89	Spirit of Race	CHE	Peter Heh	SGP		Nicola Caldani	ITA		Ferrari 458 Challenge			262.774	4	Free practice - 5
10	5	SF Racing	CHN	Fu Songyang	CHN	Bronze	Andrea Caldarelli	ITA	Gold	Ferrari 488 GT3	PROAM	5º	262.136	5	Free practice - 5
11	12	Kessel Racing	CHE	Deborah Mayer	FRA	Bronze				Ferrari 458 GT3	AM	1º	262.136	4	Free practice - 5
12	43	PRO GT by Philippe Almeras	FRA	Philip Morin	SWE					Porsche 991 GT3 Cup			260.870	7	Free practice - 5
13	14	Kessel Racing	CHE	Claudio Schiavoni	ITA	Bronze				Ferrari 458 GT3	AM	2º	258.374	6	Free practice - 5
14	16	Drivex School	ESP	Marcelo Hahn	BRA		Allam Khodair	BRA		Audi R8 LMS Ultra			258.374	7	Free practice - 5
15	77	Stile F Squadra Corse	SMR	Jonathan Hui	RUS	Bronze				Ferrari 458 GT3	AM	3º	257.143	6	Free practice - 5
16	46	FF Corse	GBR	Bonany Grimes	GBR	Bronze	Johnny Mowlem	GBR	Gold	Ferrari 458 Challenge			254.717	16	Free practice - 5



Circuito de Catalunya
Winter Series Barcelona
Free practice - 5

WEATHER REPORT

18/02/2017

Track Status DRY

